

ELUMO II

If you place great value on expressive furniture, high-quality surfaces and individual style in your bedroom, too, ELUMO II is sure to inspire you. Charming design details and extraordinary materials make something truly individual out of any bedroom. Leather as an application on wardrobes and ancillary units or used as the entire surface of beds conveys an exclusive and yet pleasant atmosphere to your bedroom which can be further highlighted by matching lamp units.

Wardrobes

Height reductions at intervals of 1.0 cm without surcharge!

Hinge-door wardrobes according to the endless assembly principle

- Doors with optional application in wood/lacquer version, artificial leather or genuine leather or with mirror (mirror not possible on doors with application)
- Optional
 - with all-round passepartout frame
 - with top LED lamp (12 V, 2.4 W)
 - with all-round passepartout frame and top LED lamp (12 V, 2.4 W)
- Intermediate units in two widths for a more open look
- Doors of intermediate units with optional application in wood/lacquer version, artificial leather or genuine leather or intermediate units with open compartment in wood/lacquer version, artificial leather or genuine leather
- Intermediate units with optional interior TV unit fittings
- Wardrobe interior carcass and wardrobe interior fittings in a standard white lacquer version
- Standard interior fittings: 2 fitted shelves, 1 clothes rod
- Functional and high-quality **wardrobe interior fittings** (see separate "Wardrobe interior fittings" chapter in the "Bedrooms" type list)

Please also note the neutral wardrobe system **MULTI-FORMA II** in the separate "MULTI-FORMA II" chapter in the "Bedrooms" type list.

Beds

- A multitude of beds: beds with upholstered headboards, with optional low, high or functional upholstered headboard A or B, or as all-round beds; bed surround frames optionally in a wood/lacquer or an upholstered version. Some beds are available with optional rear surface treated headboards.
- Accessories for beds

In combination with the hülsta Sleeping System, the beds guarantee highest sleeping comfort. With its high-grade quality spring base frames and mattresses, the hülsta Sleeping System provides the perfect prerequisites for relaxing sleep (see separate "**SLEEPING SYSTEMS**" chapter in the "Bedrooms" type list).

Ancillary units

- Consoles with open compartment in two widths; open compartment in optional wood/lacquer version, artificial leather or genuine leather and with optional lamps
- Chests with open compartment in two widths, open compartment in optional wood/lacquer version, artificial leather or genuine leather and with optional lamps, or chests with cover panel in two widths, cover panel in optional wood/lacquer version, artificial leather or genuine leather
- Wall shelves, ancillary table and mirrors
- Table lamps

Quality features

- All wardrobe doors with cushioning bracket
- Wardrobe doors with handle grip and spring hinges
- Visually unobtrusive 2.5 mm drilled raster holes on wardrobes
- Centre partitions and outer side sections of wardrobes with special plinth adjustment
- **hülsta-SoftFlow/hülsta-Push-to-open**: Drawers of intermediate units with open compartment and ancillary units on hidden bearings with automatic cushioning device or with **hülsta-Push-to-open** for the lower drawers of the chest with cover panel
- **hülsta-MagicClose/hülsta-Push-to-open**: All wooden hinge-doors with door hinge cushioning device or with **hülsta-Push-to-open** for the doors of the intermediate units without open compartment

Important notes: Generally speaking, you as a dealer/qualified fitter are responsible for the correct wall mounting of the units. That is why wall mounting should only be carried out by properly trained and qualified fitters. hülsta supplies materials for mounting units on walls for nearly all the units and which should be used for safety and for constructional reasons. The assembly materials supplied by hülsta (plugs, screws) are only suitable for fitting components on to concrete in firmness class (C12/15). For other materials (please see separate materials table in the wall composition chapter) we provide you with an assembly mortar set as an extra order. Please note that this assembly mortar set is also only suitable for the materials listed in the materials table. If walls are made up of other materials (e.g. plastered or lighter wall materials), one should use another method of mounting better suited to the load on site. Please note that if the units are not mounted properly on the wall, there is a risk of the units falling down or tipping over – especially when alternative mounting materials acquired on site have been used. For the reasons stated above it is absolutely essential to enquire about the composition of any walls before signing any contracts.

Lists of versions:

Wardrobes

Model no.	Wardrobe exterior carcass and front as well as passepartout
335 337	White lacquer Core walnut

The model nos. for the wardrobe exterior carcass and front as well as the passepartout must be stated separately as colour combinations are possible. Wardrobe interior carcass in standard white lacquer version.

Beds

Model no.	Headboard and bed surround frame
335 337	White lacquer Core walnut Furniture fabric collection NEW

Bed systems with upholstered headboard as well as bed surround frame in upholstered version or wood/lacquer version.
Furniture fabric collection: see separate "Furniture fabric collection" chapter in the "Bedrooms" type list!
 The model/fabric nos. for the bed headboard as well as for the bed surround frame must be stated separately as colour combinations are possible.

Ancillary units, wall shelves, ancillary table

Model no.	Ancillary unit carcass and front, wall shelves, ancillary table
335 337	White lacquer Core walnut

Applications

Model no.	Applications
335 337	White lacquer Core walnut Artificial leather and genuine leather of the furniture fabric collection NEW

In ELUMO II some selected components in individual product groups are available in different versions.
Furniture fabric collection: see separate "Furniture fabric collection" chapter in the "Bedrooms" type list!

Handle version

Hinge-door wardrobe

With the **ELUMO II** hinge-door wardrobes you can choose between the high-gloss chrome and matt chrome handle versions. The required handle version must always be stated in the order. If no details of the handle version are stated in the order, handle 029 is supplied ex-works.

Handle 029

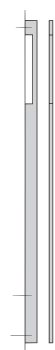
Standard handle; high-gloss chrome



Handle height: 77.0 cm

Handle 030

Matt chrome



Handle height: 77.0 cm

Notes on planning hinge-door wardrobes according to the endless assembly principle

consisting of basic and extension units. Due to the various element widths one can create many total wardrobe widths. In this way the available floor space can be exploited to the full. For each wardrobe combination, the first element on the left is considered to be the basic unit, incorporating both outer side-sections. One can only include one basic unit in each combination. When adding on extension units, the right-hand side-section of the basic unit is employed as the end side-section of the complete combination. In the case of single-door hinge-door units one can choose between left- and right-hand hinges. The graphics shown below give you an excerpt from our wardrobe assortment.

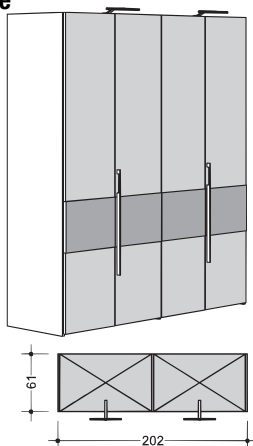
Standard interior fittings per unit: 2 fitted shelves, 1 clothes rod.
All interior surfaces are in white lacquer version.

Dims.

	without passepartout	with passepartout	without passepartout, with top LED lamp	with passepartout and top LED lamp
Heights incl. plinth	229.6 cm	233.9 cm	234.5 cm	238.4 cm
	Height reductions at intervals of 1.0 cm without surcharge			
Depths	61.0 cm	61.5 cm	72.0 cm	72.0 cm
Widths	see pages 5-7			

Examples of wardrobes

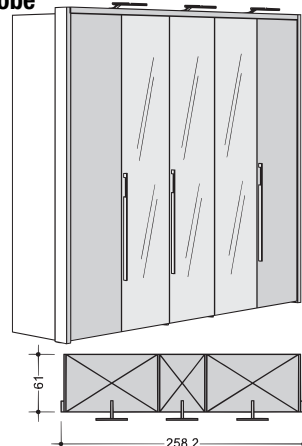
Hinge-door wardrobe



- Hinge-door wardrobes can be combined with intermediate units
- With horizontal and vertical passepartout
- Front mirrors and applications at a surcharge
- Unit outside widths: 42, 52, 82, 102 cm (basic units)
40, 50, 80, 100 cm (extension units)
80, 100 cm (intermediate units)
- Unit inside widths: 38, 48, 78, 98 cm
- Outside depth: 61.0 cm
- Inside depth: 56 cm
- Door opening angle: approx. 94°

For calculating the total width when fitting the passepartout frame, please note the passepartout frame protrusion of 3.1 cm left and right!

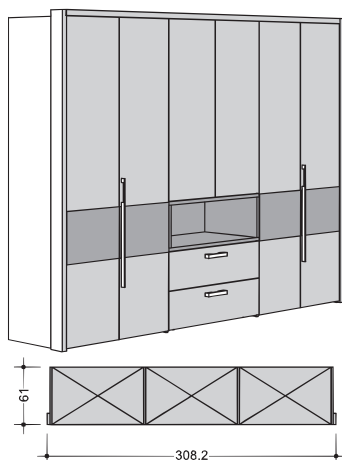
Hinge-door wardrobe



- Hinge-door wardrobes can be combined with intermediate units
- With horizontal and vertical passepartout
- Front mirrors and applications at a surcharge
- Unit outside widths: 42, 52, 82, 102 cm (basic units)
40, 50, 80, 100 cm (extension units)
80, 100 cm (intermediate units)
- Unit inside widths: 38, 48, 78, 98 cm
- Outside depth: 61.0 cm
- Inside depth: 56 cm
- Door opening angle: approx. 94°

For calculating the total width when fitting the passepartout frame, please note the passepartout frame protrusion of 3.1 cm left and right!

Hinge-door wardrobe with integrated intermediate unit



- Hinge-door wardrobes can be combined with intermediate units
- With horizontal and vertical passepartout
- Front mirrors and applications at a surcharge
- Unit outside widths: 42, 52, 82, 102 cm (basic units)
40, 50, 80, 100 cm (extension units)
80, 100 cm (intermediate units)
- Unit inside widths: 38, 48, 78, 98 cm
- Outside depth: 61.0 cm
- Inside depth: 56 cm
- Door opening angle: approx. 94°

For calculating the total width when fitting the passepartout frame, please note the passepartout frame protrusion of 3.1 cm left and right!

Lamps

All hinge-door wardrobes are available with optional top LED lamps. One top LED lamp (12 V, 2.4 W) is fitted standard above each element – 1 or 2 door.

If required, a top LED lamp can be fitted centrally above each door. Please include a sketch in all cases.

Switching is done by an external footswitch. A remote control unit is also available as an alternative, which is charged extra. The remote control unit incorporates a transmitter which operates all the lamps. Extra transmitters are available at a surcharge. The foot-switch is omitted when the remote control unit is employed.

Please note: When planning the passepartout, please note that a minimum distance of 2.0 cm to the ceiling must be observed.

Remote control unit

Surcharge for remote control unit

(transmitter + receiver) type
extra transmitter type
extra receiver type

379 = Surcharge
3791 = Surcharge for
3792 =

4-channel remote control unit is also possible
(see "Switch options for lamps" chapter in the "Bedrooms" type list)!

Top LED lamp

Surcharge for each additional lamp type

369 =

This luminaire contains built-in LED lamps of the energy classes A+++ to A.
The lamps cannot be changed in the luminaire. 12 V; 2.4 W





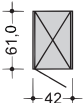

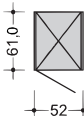
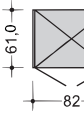
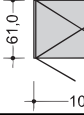
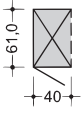
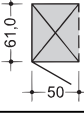
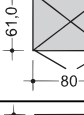



Hinge-door wardrobes

For each project please remember to leave a 2.0 cm gap to the ceiling and at the side for assembly!


Please state handle version!

ELUMO II

<p>Height: 229.6 cm (Height with passepartout and/or top LED lamp: see table page 4 top right; height reductions at intervals of 1.0 cm without surcharge) Width: see table (with passepartout + 3.1 cm each side) Depth: 61.0 cm (Depth with passepartout and/or top LED lamp: see table page 4 top right) Standard interior fittings per unit: 2 fitted shelves, 1 clothes rod; interior fittings are in a standard white lacquer version. Hinge-doors with a chrome surface handle, with an optional application or with mirror (at a surcharge). The surcharge for the passepartout frame of the basic units includes the left- and right-hand vertical frame as well as the horizontal frame, the surcharge for the extension units only includes the horizontal frame. When adding on extension units, the right-hand frame of the passepartout of the basic unit is employed as the end unit of the complete combination. The passepartout unit is full-length up to 302 cm width.</p>		<p>Surcharge for passepartout</p> 	<p>Surcharge for top LED lamp (12 V; 2.4 W)</p> <p>per unit: 1 lamp</p> <p>Information on the energy class: see below!</p> 	<p>Surcharge for application Each wardrobe door can be fitted with an optional application (in optional wood/lacquer version, artificial leather or genuine leather) for which a surcharge is made.</p> 	<p>Surcharge for mirror Each wardrobe door can be fitted with an optional mirror (vertical facette) for which a surcharge is made (mirrors not possible on doors with application).</p> 
<p>Basic units with 2 outer side-sections (each 2 cm thick)</p> <p>For each wardrobe combination, the first element on the left is considered to be the basic unit, incorporating both outer side-sections. One can only include one basic unit in each combination. When adding on extension units, the right-hand side-section of the basic unit is employed as the end side-section of the complete combination.</p>		<p>Please also note the functional and high-quality wardrobe interior fittings as well as the special articles and possible special-sized products in the separate chapters on "Wardrobe interior fittings" in the "Bedrooms" type list and "Special products" on page 24.</p>			
 <p>NEW</p> <p>Single door unit, left or right, 42 cm wide</p>	<p>A 02011 L A 02012 R</p>	<p>341</p>	<p>380</p>	<p>Please mark exactly in the front sketch or state in the order (from the left) which hinge-doors are to be fitted with an application.</p> <p>Please mark exactly in the front sketch or state in the order (from the left) which hinge-doors are to be fitted with a mirror.</p> <p>Surcharge for wood/lacquer application per hinge-door: NEW</p> <p>Surcharge for artificial leather application per hinge-door: NEW</p> <p>Surcharge for genuine leather application per hinge-door: </p>	
 <p>Single door unit, left or right, 52 cm wide</p>	<p>A 2011 L A 2012 R</p>	<p>342</p>	<p>380</p>		
 <p>NEW</p> <p>Twin door unit, 82 cm wide</p>	<p>A 0202</p>	<p>343</p>	<p>380</p>		
 <p>Twin door unit, 102 cm wide</p>	<p>A 202</p>	<p>344</p>	<p>380</p>		
<p>Extension units with 1 centre partition (2 cm thick)</p>					
 <p>NEW</p> <p>Single door unit, left or right, 40 cm wide</p>	<p>A 00011 L A 00012 R</p>	<p>346</p>	<p>382</p>		
 <p>Single door unit, left or right, 50 cm wide</p>	<p>A 0011 L A 0012 R</p>	<p>347</p>	<p>382</p>		
 <p>NEW</p> <p>Twin door unit, 80 cm wide</p>	<p>A 0002</p>	<p>348</p>	<p>380</p>		
 <p>Twin door unit, 100 cm wide</p>	<p>A 002</p>	<p>349</p>	<p>382</p>		

Additional fittings for lamps

Please see also the information on page 4!



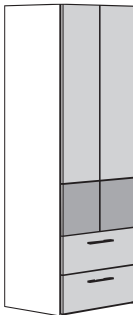
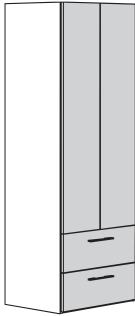
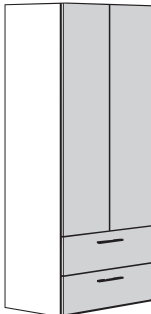

<p>Remote control unit</p> <p>Surcharge for remote control unit (transmitter + receiver) type 379 = Surcharge for extra transmitter type 3791 = Surcharge for extra receiver type 3792 =</p>	<p>Top LED lamp</p> <p>Surcharge for each additional lamp type 369 = This luminaire contains built-in LED lamps of the energy classes A++ to A. The lamps cannot be changed in the luminaire. 12 V; 2.4 W</p> 
--	---

NEW

Intermediate units

For each project please remember to leave a 2.0 cm gap to the ceiling and at the side for assembly!








Lists of versions: see page 3

<p>Height: 229.6 cm (Height with passepartout and/or top LED lamp: see table page 4 top right) Width: see table (with passepartout + 3.1 cm each side) Depth: 61.0 cm (Depth with passepartout and/or top LED lamp: see table page 4 top right)</p> <p>Intermediate units are also possible on request as basic and end units or stand-alone units. Two intermediate units can also be placed adjacently to one another.</p> <p>Top: 2 doors with hülsta-Push-to-open and with 3 fitted shelves; lower section of the doors with an optional application in wood/lacquer version, artificial leather or genuine leather</p> <p>Bottom: 2 drawers (inside depth: 48.7 cm)</p> <p>If a different wood/lacquer version is required for the bottom drawers compared to the top wooden doors, please state so in the order.</p> <p>Please state all versions clearly in the order!</p> <p>Interior TV unit fittings for intermediate units: see page 8</p>		<p>Surcharge for passepartout</p> 		<p>Surcharge for top LED lamp</p> <p>per unit: 1 lamp</p> <p>This luminaire contains built-in LED lamps of the energy classes A++ to A. The lamps cannot be changed in the luminaire. 12 V; 2.4 W</p> 		<p>Surcharge for application The lower section of the wardrobe doors can be fitted with an optional application (in optional wood/lacquer version, artificial leather or genuine leather) for which a surcharge is made.</p> 
<p>Intermediate unit with 2 doors and 2 drawers, 80 cm wide</p>  <p>80 cm wide</p>	<p>A 072</p>	<p>348</p>	<p>382</p>	<p>Please mark exactly in the front sketch or state in the order which application the hinge-doors are to be supplied with.</p> <p>Surcharge for wood/lacquer application: NEW</p> <p>Surcharge for artificial leather application: NEW</p>		
<p>Intermediate unit with 2 doors and 2 drawers, 100 cm wide</p>  <p>100 cm wide</p>	<p>A 073</p>	<p>349</p>	<p>382</p>	<p>Surcharge for genuine leather application:</p> 		

Intermediate units with open compartment

Please state handle version!

ELUMO II

<p>Height: 229.6 cm (Height with passepartout and/or top LED lamp: see table page 4 top right) Width: see table (with passepartout + 3.1 cm each side) Depth: 61.0 cm (Depth with passepartout and/or top LED lamp: see table page 4 top right)</p> <p>Intermediate units are also possible on request as basic and end units or stand-alone units. Two intermediate units can also be placed adjacently to one another.</p> <p>Top: 2 doors with hülsta-Push-to-open and with 2 fitted shelves</p> <p>Centre: Open compartment in optional wood/lacquer version, artificial leather or genuine leather and with optional LED light strip, 12 V, 1.5 or 1.7 W</p> <p>Bottom: 2 drawers (inside depth: 48.7 cm)</p> <p>If a different wood/lacquer version is required for the bottom drawers compared to the top wooden doors, please state so in the order.</p> <p>Please state all versions clearly in the order!</p> <p>Interior TV unit fittings for intermediate units: see page 8</p>		Surcharge for passepartout	Surcharge for top LED lamp	Surcharge for LED light strip
			on unit per unit: 1 lamp	in open compartment per unit: 1 lamp
			This luminaire contains built-in LED lamps of the energy classes A++ to A. The lamps cannot be changed in the luminaire. 12 V; 2.4 W	This luminaire contains built-in LED lamps of the energy classes A++ to A. The lamps cannot be changed in the luminaire. 12 V; 1.5 or 1.7 W
				
				
<p>Intermediate unit with 2 doors, open compartment and 2 drawers, 80 cm wide</p>  <p>80 cm wide</p> 		A 070		
	with open compartment in wood/lacquer version			
	with open compartment in artificial leather		348	382
	with open compartment in genuine leather			3695
<p>Intermediate unit with 2 doors, open compartment and 2 drawers, 100 cm wide</p>  <p>100 cm wide</p> 		A 071		
	with open compartment in wood/lacquer version			
	with open compartment in artificial leather		349	382
	with open compartment in genuine leather			3696

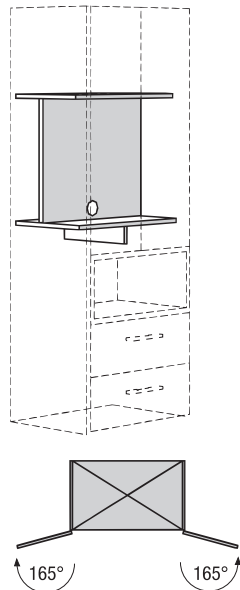
Interior TV unit fitting A for intermediate units

Please observe the space requirements given by the electrical dealer (heat build-up)!

TV compartment including cable aperture in TV panel (usable inside dims.: 67.0 cm high, 78.0 (or 98.0) cm wide, 35.5 cm deep; max. load: 60 kg); 2 open compartments below for electronic equipment (usable inside dims. per compartment: 10.0 cm high, 35.0 (or 43.0) cm wide, 47.0 cm deep)

Please note:

- When interior TV unit fittings are included, the wooden doors of the intermediate units are fitted with 165° hinges ex-works.
- The 2 fitted wooden shelves, which are fitted standard in the intermediate unit behind wooden doors, are omitted and the price has already been deducted.
- Because of the 165° hinges on the intermediate unit including the interior TV unit fittings, the door hinges of any 1-door wardrobe units included which are situated directly next to the intermediate unit must be fitted on the side next to this intermediate unit!



Surcharge for interior TV unit fitting A

for 80 cm wide intermediate unit	79601
for 100 cm wide intermediate unit	79611

Interior TV unit fitting B for intermediate units

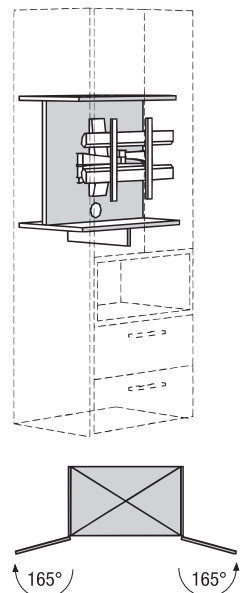
Please observe the space requirements given by the electrical dealer (heat build-up)!

TV compartment including cable aperture in TV panel (usable inside dims.: 67.0 cm high, 78.0 (or 98.0) cm wide, 35.5 cm deep; max. load: 60 kg) and with flat screen support, ideally adaptable; 2 open compartments below for electronic equipment (usable inside dims. per compartment: 10.0 cm high, 35.0 (or 43.0) cm wide, 47.0 cm deep)

The flat screen support can be adjusted 3-dimensionally. It is suitable for 81-165 cm (32"-65") wide flat screens (**please observe the usable dims. of the TV compartment; see above**); max. load 45 kg.
Go to www.vogels.com to check if your flat screen can be fitted on this flat screen support. Enter the name EFW 6345. After a few steps you can see if your flat screen TV is compatible with the flat screen support.

Please note:

- When interior TV unit fittings are included, the wooden doors of the intermediate units are fitted with 165° hinges ex-works.
- The 2 fitted wooden shelves, which are fitted standard in the intermediate unit behind wooden doors, are omitted and the price has already been deducted.
- Because of the 165° hinges on the intermediate unit including the interior TV unit fittings, the door hinges of any 1-door wardrobe units included which are situated directly next to the intermediate unit must be fitted on the side next to this intermediate unit!



Surcharge for interior TV unit fitting B

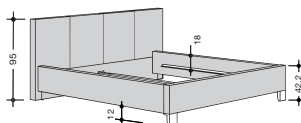
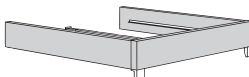
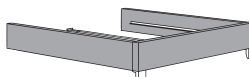
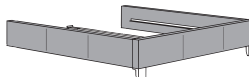
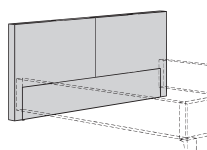
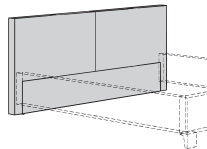
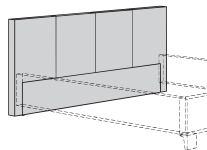
for 80 cm wide intermediate unit	79602
for 100 cm wide intermediate unit	79612

Beds with low upholstered headboard

Please also note the mattresses and base frames in the separate "SLEEPING SYSTEMS" chapter in the "Bedrooms" type list!

Bed accessories:
see page 14!

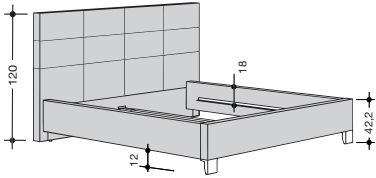
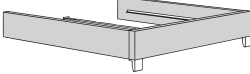


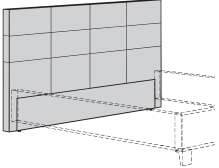

ELUMO II

Beds with low upholstered headboard and with bed surround frame in wood/lacquer version or in upholstered version Beds incl. support slats for base frames and mattresses • Adjustable in height by 3.2 cm downwards and upwards • Usable bed inside height (see also notes on page 284 in the "Bedrooms" type list): max. 18.0 cm <div><div>NEW</div><div>New bed width 140 cm</div></div>  <p>Illustration: headboard in genuine leather, bed surround frame in wood/lacquer version</p>		Surcharge for rear surface treated headboard The bed can be fitted with an optional rear surface treated headboard which is charged extra. So the bed can be placed anywhere in the room. Surcharge in price group I Surcharge in price group II Surcharge in price group III Please be sure to state in the order!		Bed legs Standard bed legs high-gloss chrome; alternatively: bed legs matt chrome, type 1000 without surcharge!	
		Bed surround frame in wood/lacquer version 		Bed surround frame in upholstered version  <p>Bed surround frame in fabric and artificial leather</p>  <p>Bed surround frame in genuine leather</p>	
		Inside dims.	Outside dims.	Type no.	Type no.
Bed with low upholstered headboard Bed surround frame optionally in wood/lacquer version or in upholstered version. Furniture fabric collection: see separate "Furniture fabric collection" chapter in the "Bedrooms" type list. Please state all versions clearly in the order!					
 <div><div>NEW</div><div>Headboard and bed surround frame with cover in price group I</div></div>		140 x 200 160 x 200 180 x 200 200 x 200	163 x 217 183 x 217 203 x 217 223 x 217	6241 6251 6261 6271	62414 62514 62614 62714
		140 x 210 160 x 210 180 x 210 200 x 210	163 x 227 183 x 227 203 x 227 223 x 227	6341 6351 6361 6371	63414 63514 63614 63714
 <div><div>NEW</div><div>Headboard and bed surround frame with cover in price group II</div></div>		140 x 200 160 x 200 180 x 200 200 x 200	163 x 217 183 x 217 203 x 217 223 x 217	6241 6251 6261 6271	62414 62514 62614 62714
		140 x 210 160 x 210 180 x 210 200 x 210	163 x 227 183 x 227 203 x 227 223 x 227	6341 6351 6361 6371	63414 63514 63614 63714
 <div><div>GENUINE LEATHER</div><div>Headboard and bed surround frame with cover in price group III</div></div>		140 x 200 160 x 200 180 x 200 200 x 200	163 x 217 183 x 217 203 x 217 223 x 217	6241 6251 6261 6271	62414 62514 62614 62714
		140 x 210 160 x 210 180 x 210 200 x 210	163 x 227 183 x 227 203 x 227 223 x 227	6341 6351 6361 6371	63414 63514 63614 63714

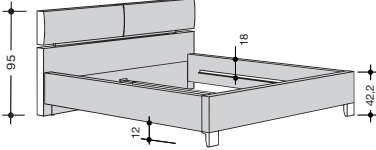
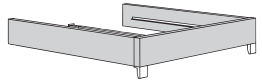
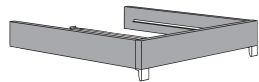
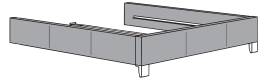
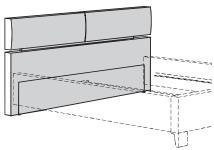

Beds with high upholstered headboard

Please also note the mattresses and base frames in the separate "SLEEPING SYSTEMS" chapter in the "Bedrooms" type list!

Lists of versions: see page 3

Beds with high upholstered headboard and with bed surround frame in wood/lacquer version or in upholstered version Beds incl. support slats for base frames and mattresses • Adjustable in height by 3.2 cm downwards and upwards • Usable bed inside height (see also notes on page 284 in the "Bedrooms" type list): max. 18.0 cm <div><div>NEW</div><div>New bed width 140 cm</div></div>  Illustration: Headboard in upholstered version, bed surround frame in wood/lacquer version		Surcharge for rear surface treated headboard The bed can be fitted with an optional rear surface treated headboard which is charged extra. So the bed can be placed anywhere in the room. Surcharge in price group I Surcharge in price group II Surcharge in price group III Please be sure to state in the order!		Bed legs Standard bed legs high-gloss chrome; alternatively: bed legs matt chrome, type 1000 without surcharge!	
		Bed surround frame in wood/lacquer version 		Bed surround frame in upholstered version  Bed surround frame in fabric and artificial leather  Bed surround frame in genuine leather	
		Inside dims.	Outside dims.	Type no.	Type no.
Bed with high upholstered headboard Bed surround frame optionally in wood/lacquer version or in upholstered version. Furniture fabric collection: see separate "Furniture fabric collection" chapter in the "Bedrooms" type list. Please state all versions clearly in the order! <div><div>NEW</div><div>Headboard and bed surround frame with cover in price group I</div></div>		140 x 200 160 x 200 180 x 200 200 x 200	163 x 217 183 x 217 203 x 217 223 x 217	6242 6252 6262 6272	62424 62524 62624 62724
		140 x 210 160 x 210 180 x 210 200 x 210	163 x 227 183 x 227 203 x 227 223 x 227	6342 6352 6362 6372	63424 63524 63624 63724
 <div><div>NEW</div><div>Headboard and bed surround frame with cover in price group II</div></div>		140 x 200 160 x 200 180 x 200 200 x 200	163 x 217 183 x 217 203 x 217 223 x 217	6242 6252 6262 6272	62424 62524 62624 62724
		140 x 210 160 x 210 180 x 210 200 x 210	163 x 227 183 x 227 203 x 227 223 x 227	6342 6352 6362 6372	63424 63524 63624 63724
 <div><div>GENUINE LEATHER</div><div>Headboard and bed surround frame with cover in price group III</div></div>		140 x 200 160 x 200 180 x 200 200 x 200	163 x 217 183 x 217 203 x 217 223 x 217	6242 6252 6262 6272	62424 62524 62624 62724
		140 x 210 160 x 210 180 x 210 200 x 210	163 x 227 183 x 227 203 x 227 223 x 227	6342 6352 6362 6372	63424 63524 63624 63724

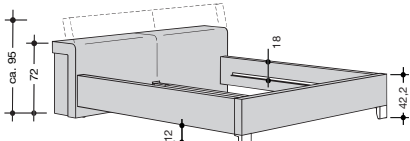
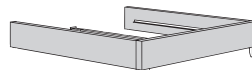
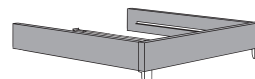
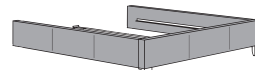
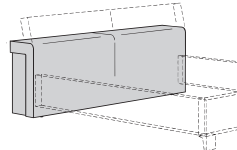

Please also note the mattresses and base frames in the separate "SLEEPING SYSTEMS" chapter in the "Bedrooms" type list!

<p>Beds with functional upholstered headboard A and with bed surround frame in wood/lacquer version or in upholstered version Top section of split functional headboard can be folded forwards and fixed in various positions.</p> <p>Beds incl. support slats for base frames and mattresses</p> <ul style="list-style-type: none"> • Adjustable in height by 3.2 cm downwards and upwards • Usable bed inside height (see also notes on page 284 in the "Bedrooms" type list): max. 18.0 cm  <p>Illustration: Headboard in upholstered version, bed surround frame in wood/lacquer version</p>	Rear surface treated headboard is not possible.		<p>Bed legs Standard bed legs high-gloss chrome; alternatively: bed legs matt chrome, type 1000 without surcharge!</p>
		<p>Bed surround frame in wood/lacquer version</p> 	<p>Bed surround frame in upholstered version</p>  <p>Bed surround frame in fabric and artificial leather</p>  <p>Bed surround frame in genuine leather</p>
	<p>Inside dims.</p>	<p>Outside dims.</p>	<p>Type no.</p>
<p>Bed with functional upholstered headboard A Bed surround frame optionally in wood/lacquer version or in upholstered version. Furniture fabric collection: see separate "Furniture fabric collection" chapter in the "Bedrooms" type list.</p> <p>Please state all versions clearly in the order!</p> <p>Headboard and bed surround frame with cover in price group I</p>	<p>140 x 200 163 x 217 160 x 200 183 x 217 180 x 200 203 x 217 200 x 200 223 x 217</p>	<p>424 425 426 427</p>	<p>4244 4254 4264 4274</p>
 <p>Headboard and bed surround frame with cover in price group II</p>	<p>140 x 200 163 x 217 160 x 200 183 x 217 180 x 200 203 x 217 200 x 200 223 x 217</p>	<p>424 425 426 427</p>	<p>4244 4254 4264 4274</p>
 <p>Headboard and bed surround frame with cover in price group III</p>	<p>140 x 200 163 x 217 160 x 200 183 x 217 180 x 200 203 x 217 200 x 200 223 x 217</p>	<p>424 425 426 427</p>	<p>4244 4254 4264 4274</p>

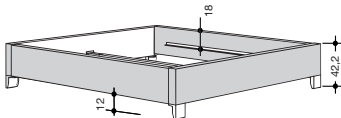
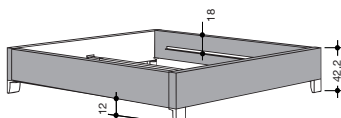
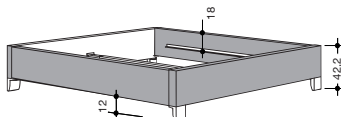
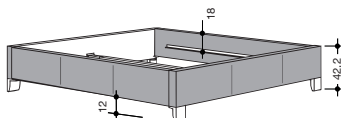

Beds with functional upholstered headboard B


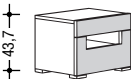

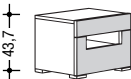
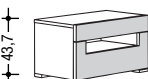

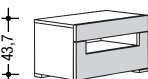
Please also note the mattresses and base frames in the separate "SLEEPING SYSTEMS" chapter in the "Bedrooms" type list!

Lists of versions: see page 3


<p>Beds with functional upholstered headboard B and with bed surround frame in wood/lacquer version or in upholstered version Functional headboard can be set at an angle and fixed in various positions.</p> <p>Beds incl. support slats for base frames and mattresses</p> <ul style="list-style-type: none">• Adjustable in height by 3.2 cm downwards and upwards• Usable bed inside height (see also notes on page 284 in the "Bedrooms" type list): max. 18.0 cm		<p>Rear surface treated headboard The upholstered headboard already has a treated rear surface and can therefore be placed anywhere in the room.</p>		<p>Bed legs Standard bed legs high-gloss chrome; alternatively: bed legs matt chrome, type 1000 without surcharge!</p>	
<p>NEW New bed width 140 cm</p>					
				<p>Bed surround frame in wood/lacquer version</p> 	
<p>Illustration: Headboard in upholstered version, bed surround frame in wood/lacquer version</p>				<p>Bed surround frame in upholstered version</p>  <p>Bed surround frame in fabric and artificial leather</p>  <p>Bed surround frame in genuine leather</p>	
		Inside dims.	Outside dims.	Type no.	Type no.
<p>Bed with functional upholstered headboard B Bed surround frame optionally in wood/lacquer version or in upholstered version. Furniture fabric collection: see separate "Furniture fabric collection" chapter in the "Bedrooms" type list.</p> <p>Please state all versions clearly in the order!</p>		140 x 200 160 x 200 180 x 200 200 x 200	163 x 217 183 x 217 203 x 217 223 x 217	724 725 726 727	7244 7254 7264 7274
<p>NEW Headboard and bed surround frame with cover in price group I</p>		140 x 210 160 x 210 180 x 210 200 x 210	163 x 227 183 x 227 203 x 227 223 x 227	734 735 736 737	7344 7354 7364 7374
		140 x 200 160 x 200 180 x 200 200 x 200	163 x 217 183 x 217 203 x 217 223 x 217	724 725 726 727	7244 7254 7264 7274
<p>NEW Headboard and bed surround frame with cover in price group II</p>		140 x 210 160 x 210 180 x 210 200 x 210	163 x 227 183 x 227 203 x 227 223 x 227	734 735 736 737	7344 7354 7364 7374
		140 x 200 160 x 200 180 x 200 200 x 200	163 x 217 183 x 217 203 x 217 223 x 217	724 725 726 727	7244 7254 7264 7274
<p>GENUINE LEATHER Headboard and bed surround frame with cover in price group III</p>		140 x 210 160 x 210 180 x 210 200 x 210	163 x 227 183 x 227 203 x 227 223 x 227	734 735 736 737	7344 7354 7364 7374

Please also note the mattresses and base frames in the separate "SLEEPING SYSTEMS" chapter in the "Bedrooms" type list!

All-round beds with bed surround frame in wood/lacquer version or in upholstered version				Bed legs Standard bed legs high-gloss chrome; alternatively: bed legs matt chrome, type 1000 without surcharge!
Beds incl. support slats for base frames and mattresses • Adjustable in height by 3.2 cm downwards and upwards • Usable bed inside height (see also notes on page 284 in the "Bedrooms" type list): max. 18.0 cm				
		Inside dims.	Outside dims.	Type no.
All-round bed with bed surround frame in wood/lacquer version Please state all versions clearly in the order!		140 x 200 160 x 200 180 x 200 200 x 200	163 x 217 183 x 217 203 x 217 223 x 217	824 825 826 827
		140 x 210 160 x 210 180 x 210 200 x 210	163 x 227 183 x 227 203 x 227 223 x 227	834 835 836 837
All-round bed with bed surround frame in upholstered version. Furniture fabric collection: see separate "Furniture fabric collection" chapter in the "Bedrooms" type list. Please state all versions clearly in the order!		140 x 200 160 x 200 180 x 200 200 x 200	163 x 217 183 x 217 203 x 217 223 x 217	8244 8254 8264 8274
 Bed surround frame with cover in price group I		140 x 210 160 x 210 180 x 210 200 x 210	163 x 227 183 x 227 203 x 227 223 x 227	8344 8354 8364 8374
 Bed surround frame with cover in price group II		140 x 210 160 x 210 180 x 210 200 x 210	163 x 227 183 x 227 203 x 227 223 x 227	8344 8354 8364 8374
  Bed surround frame with cover in price group III		140 x 210 160 x 210 180 x 210 200 x 210	163 x 227 183 x 227 203 x 227 223 x 227	8344 8354 8364 8374

Consoles 43.7 cm high 45.2 cm deep (+ 2.9 cm for consoles with surface treated rear wall) Open compartment in optional wood/lacquer version, artificial leather or genuine leather and with an optional LED light strip, 12 V, 0.6 or 1.2 W. Standard switch with an external footswitch; alternative switch for LED light strip also possible with a Magic-Tronic or a remote control unit (at a surcharge, see page 19). Please state all versions clearly in the order! Console legs Standard console legs high-gloss chrome; alternatively: console legs matt chrome, type 2000 without surcharge			Surcharge for LED light strip in open compartment per unit: 1 light strip This luminaire contains built-in LED lamps of the energy classes A++ to A. The lamps cannot be changed in the luminaire. 12 V; 0.6 or 1.2 W 	Surcharge for surface treated rear wall The consoles can be fitted with an optional surface treated rear wall which is charged extra. So the consoles can be placed anywhere in the room. Please be sure to state in the order!
Console with 2 drawers and open compartment, 60 cm wide <div> <div>Usable dims. open compartment in wood/lacquer version:</div> <div>Usable dims. open compartment in artificial and genuine leather version:</div> </div> <div> <div>10.3 cm high</div> <div>39.4 cm wide</div> <div>38.5 cm deep</div> </div> <div> <div>9.5 cm high</div> <div>37.0 cm wide</div> <div>37.0 cm deep</div> </div> <div>  <div>60 cm wide</div> <div>  </div> </div>		5002	501	571
Console with 2 drawers and open compartment, 80 cm wide <div> <div>Usable dims. open compartment in wood/lacquer version:</div> <div>Usable dims. open compartment in artificial and genuine leather version:</div> </div> <div> <div>10.3 cm high</div> <div>59.4 cm wide</div> <div>38.5 cm deep</div> </div> <div> <div>9.5 cm high</div> <div>57.0 cm wide</div> <div>37.0 cm deep</div> </div> <div>  <div>80 cm wide</div> <div>  </div> </div>		5012	503	572

Accessories for consoles

Storage bowl (set of 2) fabric lining, cream white 10.5 cm high 6.4 cm wide 40.0 cm deep fitted in the narrow compartment of consoles behind the drawer front left and right beside the open compartment 		LED inside drawer lamps Consoles with drawers can be fitted with optional LED inside drawer lamps (7.5 V, 1.0 W powered by standard AAA 1.5 V batteries included - rechargeable batteries not possible; with automatic on/off switch). Please state exactly in your order which drawer is to be fitted with LED inside drawer lamps. This type of luminaire is excepted from obligatory labelling in accordance with EU-VO 874/2012 guidelines (Reason: battery-operated and/or <30 Lumen).	Surcharge for LED inside drawer lamps per drawer:
510			

Chests

85.3 or 117.3 cm high
45.2 cm deep

Open compartment in optional wood/lacquer version, artificial leather or genuine leather and with an optional LED light strip, 12 V, 1.2 or 1.5 W. Standard switch with an external footswitch; alternative switch for LED light strip also possible with a **Magic-Tronic** or a **remote control unit** (at a surcharge, see page 19).

Please state all versions clearly in the order!

Chest legs

Standard chest legs high-gloss chrome; alternatively: chest legs matt chrome, **type 2000** without surcharge

Surcharge for LED light strip

in open compartment

per unit:
1 light strip

This luminaire contains built-in LED lamps of the energy classes A++ to A. The lamps cannot be changed in the luminaire. 12 V; 1.2 or 1.5 W



Chest

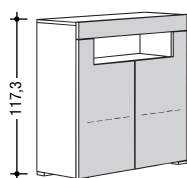
with 2 wooden doors, open compartment and 1 drawer,
120 cm wide

Usable dims. open
compartment in
wood/lacquer
version:

20.0 cm high
80.0 cm wide
38.5 cm deep

Usable dims. open
compartment in
artificial and genuine
leather version:

18.5 cm high
77.5 cm wide
37.0 cm deep



120 cm wide



521

with open com-
partment in wood/
lacquer version

with open com-
partment in arti-
ficial leather

with open com-
partment in
genuine leather

505

Chest

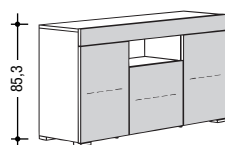
with 3 wooden doors (centre door with right-hand hinges), open compartment and 1 drawer,
160 cm wide

Usable dims. open
compartment in
wood/lacquer
version:

20.0 cm high
60.4 cm wide
32.5 cm deep

Usable dims. open
compartment in
artificial and genuine
leather version:

18.5 cm high
58.0 cm wide
37.5 cm deep



160 cm wide



520

with open com-
partment in wood/
lacquer version

with open com-
partment in arti-
ficial leather

with open com-
partment in
genuine leather

507

Chest with cover shelf with stained glass section

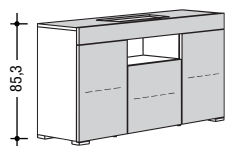
with 3 wooden doors (centre door with right-hand hinges), open compartment and 1 drawer; drawer with 3 compartments, centre drawer in genuine leather version inside (standard version: in white leather for white lacquer carcass version or in black leather for core walnut carcass version; also available optionally in all artificial and genuine leather versions of the furniture fabric cover collection) and with LED lamp, 12 V, 2.0 W; open compartment in optional wood/lacquer version, artificial leather or genuine leather;
160 cm wide

Usable dims. open
compartment in
wood/lacquer
version:

20.0 cm high
60.4 cm wide
32.5 cm deep

Usable dims. open
compartment in
artificial and genuine
leather version:

18.5 cm high
58.0 cm wide
37.5 cm deep



160 cm wide



522

with open com-
partment in wood/
lacquer version

with open com-
partment in arti-
ficial leather

with open com-
partment in
genuine leather

509

Chests

85.3 or 101.0 cm high
45.2 cm deep

Cover panel in optional wood/lacquer version, artificial leather or genuine leather;
top drawer with **hülsta-SoftFlow**, bottom drawers with **hülsta-Push-to-open**

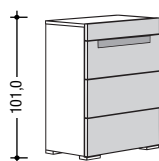
Please state all versions clearly in the order!

Chest legs

Standard chest legs high-gloss chrome; alternatively:
chest legs matt chrome, **type 2000** without surcharge

Chest

with 4 drawers,
80 cm wide



80 cm wide



with cover panel
in wood/lacquer
version

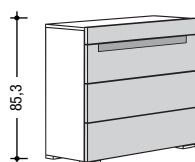
with cover panel
in artificial
leather

with cover panel
in genuine
leather

519

Chest

with 4 drawers,
120 cm wide



120 cm wide



with cover panel
in wood/lacquer
version




with cover panel
in artificial
leather

with cover panel
in genuine
leather

518


Wall shelves

Lists of versions: see page 3

Wall shelves 3.3 cm thick 21.5 cm deep For fitting anywhere on wall Max. load: 15 kg	 60 cm wide		 80 cm wide	 120 cm wide
		5060	5080	5120

NEW

Ancillary table

Ancillary table 52.5 cm high Base plate of chrome, high-gloss, Ø 38 cm; cone-shaped column of wood; tabletop of stained glass, 0.8 cm thick, Ø 50 cm				
		564		

Mirrors

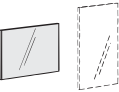
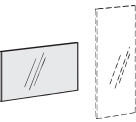
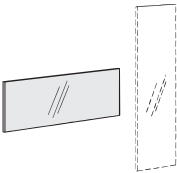
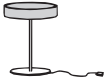

Mirrors 40.0 cm high 2.0 cm thick on black baseboard can be fitted horizontally or vertically	 60 cm wide		 80 cm wide	 120 cm wide
		525	526	527



Table lamp

ELUMO II

<div>Table lamp</div> <div>41.0 cm high</div> <div>Lampshade cover black or white silk gloss outside, chrome colour inside; with pull switch</div> <div>This luminaire is compatible with lamps of the energy classes A to E.</div> <div>This luminaire is sold with a lamp of the energy class A.</div> <div>230 V; 2x 7 W</div>	Table lamp black		Table lamp white	
		<div></div> <div>Ø 30.0 cm</div> <div>560</div>		<div><div>NEW</div></div> <div>Ø 30.0 cm</div> <div>561</div>

Remote control unit

A 4-channel radio remote control unit (= transmitter), which is charged extra, is also available as an alternative to the standard switch. Several lights (up to a total load of max. 400 W per channel) can be switched on and off with each of the 4 channels. It is also possible to switch all channels on and off simultaneously with the “all on” or “all off” buttons. Up to 4 receivers can be operated with one radio remote control unit. **Transmitters and receivers must be ordered separately.** The footswitch is omitted when the radio remote control unit is employed.


Please be sure to observe the information and notes given in the “Switch options for lamps” chapter in the “Bedrooms” type list!

Price per transmitter

Price per receiver

type 2006

type 2007



NEW

Magic-Tronic

The lamps are normally operated by an external footswitch. As an alternative we can also provide a **Magic-Tronic** switch, which is charged extra. By “stroking” the outer or top side of the unit at the same level as the invisible integrated sensor it is possible to switch all the lamps on and off (“Stroking method”). As an alternative the position of the hidden sensor can also be marked with a small metal plate on the furniture unit (“Marking method”). Lamps with a maximum power of 200 W can be operated by a Magic-Tronic unit (230 V). The footswitch is omitted when a Magic-Tronic unit is included.

Please be sure to observe the information and notes regarding the assembly position given in the “Switch options for lamps” chapter in the “Bedrooms” type list!

7617

Special combinations

Please also note the mattresses and base frames in the separate **"SLEEPING SYSTEMS"** chapter in the "Bedrooms" type list!

Lists of versions: see page 3

Special combinations consisting of a bed unit (bed with low upholstered headboard and bed surround frame in wood/lacquer version as well as two drawer consoles) and a wardrobe.

Bed: Bed with low upholstered headboard in price group I and bed surround frame in wood/lacquer version; bed legs high-gloss chrome

Consoles: Consoles with 2 drawers and open compartment in wood/lacquer version, optionally 60 or 80 cm wide; console legs high-gloss chrome

Wardrobe: Wardrobe with hinge-doors.

Height reductions of hinge-door wardrobes at intervals of 1 cm without surcharge.

Important note!


Additional fittings for special combinations such as wardrobe doors with applications on wardrobe, bed with upholstered headboard with cover in price group II or III, functional upholstered headboard A, upholstered bed surround frame as well as legs in matt chrome on the bed or open compartment in artificial leather or genuine leather as well as legs in matt chrome on the consoles can be ordered with or without a surcharge. See here the following double page!

Important: Choose a bed with a low upholstered headboard and bed surround frame in wood/lacquer version (all bed sizes possible – please state type number; see page 9), two consoles (each console type possible – please state type number; see page 15) as well as one of the wardrobes listed below.

Please note!

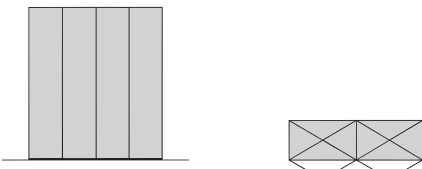
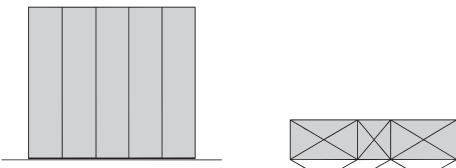
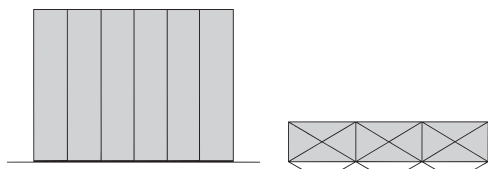
Bed with upholstered headboard with cover in price group II or III, with functional upholstered headboard A, with upholstered bed surround frame as well as bed and console legs in matt chrome are possible.

See here the following double page!



Bed with low upholstered headboard with cover in price group I and bed surround frame in wood/lacquer version

Information on the energy class: see page 4 below!

4-door hinge-door wardrobe 202 cm wide 		Surcharge for passepartout	Surcharge for top LED lamp (12 V; 2.4 W) per unit: 1 lamp
	A 8406	301	0383
5-door hinge-door wardrobe (centre unit with hinges right) 252 cm wide 		Surcharge for passepartout	Surcharge for top LED lamp (12 V; 2.4 W) per unit: 1 lamp
	A 8416	303	0385
6-door hinge-door wardrobe 302 cm wide 		Surcharge for passepartout	Surcharge for top LED lamp (12 V; 2.4 W) per unit: 1 lamp
	A 8436	306	0385

Special combinations

Please also note the mattresses and base frames in the separate "SLEEPING SYSTEMS" chapter in the "Bedrooms" type list!

ELUMO II

Special combinations consisting of a bed unit (bed with low upholstered headboard and bed surround frame in wood/lacquer version as well as two drawer consoles) and a wardrobe.

Bed: Bed with low upholstered headboard in price group I and bed surround frame in wood/lacquer version; bed legs high-gloss chrome

Consoles: Consoles with 2 drawers and open compartment in wood/lacquer version, optionally 60 or 80 cm wide; console legs high-gloss chrome

Wardrobe: Wardrobe with hinge-doors and integrated intermediate unit (with open compartment in wood/lacquer version).

Height reductions of hinge-door wardrobes at intervals of 1 cm without surcharge.

Important note!

Additional fittings for special combinations such as wardrobe doors with applications or open compartment of intermediate units in artificial leather or genuine leather on the wardrobe, bed with upholstered headboard with cover in price group II or III, functional upholstered headboard A, upholstered bed surround frame as well as legs in matt chrome on the bed or open compartment in artificial leather or genuine leather as well as legs in matt chrome on the consoles can be ordered with or without a surcharge.


See here the following double page!

Important: Choose a bed with a low upholstered headboard and bed surround frame in wood/lacquer version (all bed sizes possible – please state type number; see page 9), two consoles (each console type possible – please state type number; see page 15) as well as one of the wardrobes listed below.

Please note!

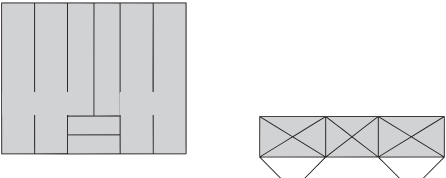
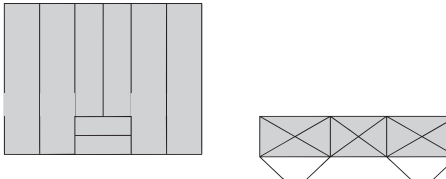
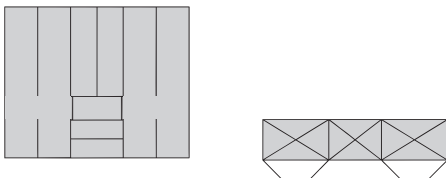
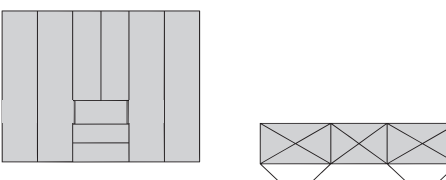
Bed with upholstered headboard with cover in price group II or III, with functional upholstered headboard A, with upholstered bed surround frame as well as bed and console legs in matt chrome are possible.

See here the following double page!



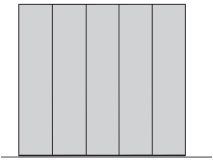



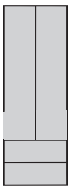
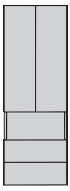
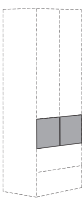

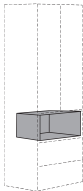


Bed with low upholstered headboard with cover in price group I and bed surround frame in wood/lacquer version

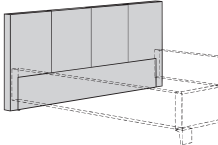
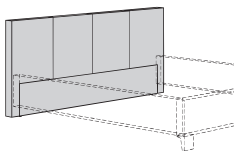
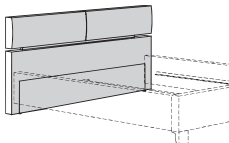
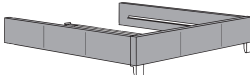




Information on the energy class: see page 4 below!

4-door hinge-door wardrobe with integrated intermediate unit 282 cm wide 		Surcharge for passepartout	Surcharge for top LED lamp (12 V; 2.4 W) per unit: 1 lamp
	A 8446	307	0385
4-door hinge-door wardrobe with integrated intermediate unit 302 cm wide 		Surcharge for Passepartout	Surcharge for top LED lamp (12 V; 2.4 W) per unit: 1 lamp
	A 8466	306	0385
4-door hinge-door wardrobe with integrated intermediate unit with open compartment 282 cm wide 		Surcharge for passepartout	Surcharge for top LED lamp (12 V; 2.4 W) per unit: 1 lamp
	A 8426	307	0385
4-door hinge-door wardrobe with integrated intermediate unit with open compartment 302 cm wide 		Surcharge for passepartout	Surcharge for top LED lamp (12 V; 2.4 W) per unit: 1 lamp
	A 8456	306	0385

Additional fittings for special combinations / surcharges

Lists of versions: see page 3

Additional fittings for wardrobes 	Surcharge for application Each wardrobe door can be fitted with an optional application (in optional wood/lacquer version, artificial leather or genuine leather) for which a surcharge is made. 	Surcharge for wood/lacquer application per hinge-door NEW	Surcharge for artificial leather application per hinge-door NEW	Surcharge for genuine leather application per hinge-door 
	Surcharge for mirror Each wardrobe door can be fitted with an optional mirror (vertical facette) for which a surcharge is made (mirrors not possible on doors with application). 	Surcharge for mirror per hinge-door		
	Remote control unit Surcharge for remote control unit (transmitter + receiver) type 379 = Surcharge for extra transmitter type 3791 = Surcharge for extra receiver type 3792 = Top LED lamp Surcharge for each additional lamp type 369 = This luminaire contains built-in LED lamps of the energy classes A++ to A. The lamps cannot be changed in the luminaire. 12 V; 2.4 W			
Additional fittings for intermediate units  	Surcharge for application Each wardrobe door can be fitted with an optional application (in optional wood/lacquer version, artificial leather or genuine leather) for which a surcharge is made. 	Surcharge for wood/lacquer application per hinge-door NEW	Surcharge for artificial leather application per hinge-door NEW	Surcharge for genuine leather application per hinge-door 
	Surcharge for open compartment in artificial leather or genuine leather Standard: wood/lacquer version 	Open compartment in wood/lacquer version Standard	Surcharge for open compartment in artificial leather NEW 4001	Surcharge for open compartment in genuine leather  4000
	Surcharge for LED light strip in open compartment; 1 light strip This luminaire contains built-in LED lamps of the energy classes A++ to A. The lamps cannot be changed in the luminaire. 12 V; 1.5 or 1.7 W 	for 80 cm wide intermediate unit 3695	for 100 cm wide intermediate unit 3696	

Additional fittings for beds  Bed legs Standard bed legs high-gloss chrome; alternatively: bed legs matt chrome, type 1000 without surcharge	Low upholstered headboard Standard headboard  Surcharge for rear surface treated headboard The bed can be fitted with an optional rear surface treated headboard which is charged extra. So the bed can be placed anywhere in the room.		Upholstered headboard with cover in price group I	Surcharge for upholstered headboard with cover in price group II	Surcharge for upholstered headboard with cover in price group III
			Standard	3021	3022
			Surcharge for rear surface treated upholstered headboard with cover in price group I	Surcharge for rear surface treated upholstered headboard with cover in price group II	Surcharge for rear surface treated upholstered headboard with cover in price group III
	Surcharge for functional upholstered headboard A  Rear surface treated headboard is not possible.		Surcharge for functional upholstered headboard A with cover in price group I	Surcharge for functional upholstered headboard A with cover in price group II	Surcharge for functional upholstered headboard A with cover in price group III
			3026	3027	3028
	Bed surround frame Standard: wood/lacquer version 	Bed surround frame in wood/lacquer version	Upholstered bed surround frame with cover in price group I	Surcharge for upholstered bed surround frame with cover in price group II	Surcharge for upholstered bed surround frame with cover in price group III
		Standard	3023 without surcharge	3024	3025
Additional fittings for consoles  Console legs Standard console legs high-gloss chrome; alternatively: console legs matt chrome, type 2000 without surcharge	Surcharge for open compartment in artificial leather or genuine leather Standard: wood/lacquer version 		Open compartment in wood/lacquer version	Surcharge for open compartment in artificial leather	Surcharge for open compartment in genuine leather
			Standard	NEW 3001	 3000
	Surcharge for LED light strip in open compartment; 1 light strip This luminaire contains built-in LED lamps of the energy classes A++ to A. The lamps cannot be changed in the luminaire. 12 V; 0.6 or 1.2 W 		for 60 cm wide consoles	for 80 cm wide consoles	
			501	503	
	Surcharge for surface treated rear wall The consoles can be fitted with an optional surface treated rear wall which is charged extra. So the consoles can be placed anywhere in the room.		for 60 cm wide consoles	for 80 cm wide consoles	
			571	572	

ELUMO II

Wardrobes

Special heights:

Hinge-door	- Wood	0003	no surcharge
Hinge-door	- Mirror	00031	no surcharge

Special widths (not possible for doors with artificial leather or genuine leather application, on intermediate units or on special combinations):

for single-door unit	- Wood	0005
for single-door unit	- Mirror	00051
for twin-door unit	- Wood	0006
for twin-door unit	- Mirror	00061

When ordering extra fitted shelves and clothes rods

Size reduction surcharge per fitted shelf	9991
Size reduction surcharge per clothes rod	9992

Special depths (not possible on intermediate units with open compartment in artificial leather or genuine leather or on special combinations):

Surcharge per unit	0007
--------------------	-------------

When ordering extra fitted shelves

Size reduction surcharge per fitted shelf	9993	Intermediate unit
Depth reduced by 12 cm	00071012	
Depth reduced by 24 cm	00071024	

Side sloping (not possible on special combinations):

Surcharge per unit without passepartout in the slope	9994
Surcharge per unit with passepartout in the slope	99916

Rear sloping (not possible on special combinations):

Surcharge per unit	99912
--------------------	--------------

Ancillary units (not possible on special combinations)

Special heights (drawers not possible in special height):

Carcase	99902
Door	99903

Special widths (not possible on integrated niche lamps, on ancillary units with open compartment in artificial leather or genuine leather or on 80 cm wide consoles and chests; width reduction on 120 cm wide chests with open compartment: max. 40 cm):

Carcase	999120
Door	999130
Drawer	999140
Wall shelf (min. 36 cm wide)	999753

When ordering extra fitted shelves

Size reduction surcharge per fitted shelf	999141
---	---------------

Beds (not possible on special combinations):

Bed in special length 190 cm	99964
Upholstered headboard in special height	99965

More special products are possible. Please get in touch with your customer advisor.

Lists of versions:

Beds

Model no.	Headboard and bed surround frame
335 337	White lacquer Core walnut Furniture fabric collection NEW

Ancillary units

Model no.	Ancillary unit carcass and front
335 337	White lacquer Core walnut

Bed systems with upholstered headboard as well as bed surround frame in upholstered version or wood/lacquer version. **Furniture fabric collection: see separate "Furniture fabric collection" chapter** in the "Bedrooms" type list! The model/fabric nos. for the bed headboard as well as for the bed surround frame must be stated separately as colour combinations are possible.

Special bed combination

Please also note the mattresses and base frames in the separate "SLEEPING SYSTEMS" chapter in the "Bedrooms" type list!

Special bed combination
consisting of a bed with low upholstered headboard and bed surround frame in wood/lacquer version as well as two drawer consoles.


Bed: Bed with low upholstered headboard in price group I and bed surround frame in wood/lacquer version; bed legs high-gloss chrome

Consoles: Consoles with 2 drawers and open compartment in wood/lacquer version, optionally 60 or 80 cm wide; console legs high-gloss chrome

Important: Choose a bed with a low upholstered headboard and bed surround frame in wood/lacquer version (all bed sizes possible – please state type number; see page 26) and two consoles (each console type possible – please state type number; see page 26).

Please note!
Bed with upholstered headboard with cover in price group II or III, with functional upholstered headboard A, with upholstered bed surround frame as well as bed and console legs in matt chrome are possible.
See here page 27!

Important note!
Additional fittings for special bed combinations such as bed with upholstered headboard with cover in price group II or III, functional upholstered headboard A, upholstered bed surround frame as well as legs in matt chrome on the bed or open compartment in artificial leather or genuine leather as well as legs in matt chrome on the consoles can be ordered with or without a surcharge.
See here page 27!

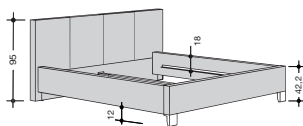
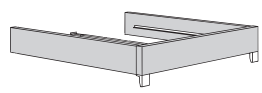
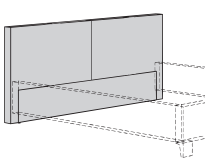


Bed with low upholstered headboard with cover in price group I and bed surround frame in wood/lacquer version

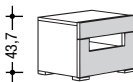
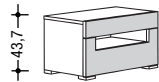
8000

ELUMO II Beds with low upholstered headboard


Please also note the mattresses and base frames in the separate "SLEEPING SYSTEMS" chapter in the "Bedrooms" type list!

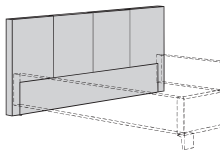
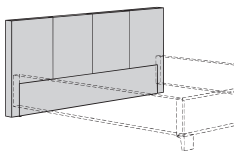
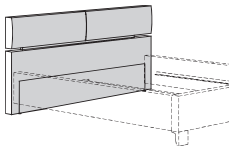
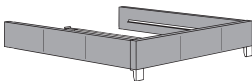




<p>Bed with low upholstered headboard with cover in price group I and with bed surround frame in wood/lacquer version</p> <p>Beds incl. support slats for base frames and mattresses</p> <ul style="list-style-type: none"> Adjustable in height by 3.2 cm downwards and upwards Usable bed inside height (see also notes on page 284 in the "Bedrooms" type list): max. 18.0 cm <p>NEW New bed width 140 cm</p>  <p>Illustration: headboard in genuine leather, bed surround frame in wood/lacquer version</p>	<p>Bed surround frame in wood/lacquer version</p> 		
<p>Bed with low upholstered headboard with cover in price group I and with bed surround frame in wood/lacquer version</p> <p>Furniture fabric collection: see separate "Furniture fabric collection" chapter in the "Bedrooms" type list.</p> <p>Please state all versions clearly in the order!</p>  <p>NEW Headboard with cover in price group I</p>	<p>Inside dims.</p> <p>140 x 200 160 x 200 180 x 200 200 x 200</p> <p>140 x 210 160 x 210 180 x 210 200 x 210</p>	<p>Outside dims.</p> <p>163 x 217 183 x 217 203 x 217 223 x 217</p> <p>163 x 227 183 x 227 203 x 227 223 x 227</p>	<p>Type no.</p> <p>6241 6251 6261 6271</p> <p>6341 6351 6361 6371</p>

Consoles

Consoles 43.7 cm high 45.2 cm deep (+ 2.9 cm for consoles with surface treated rear wall) Open compartment in wood/lacquer version with an optional LED light strip, 12 V, 0.6 or 1.2 W. Standard switch with an external footswitch; alternative switch for LED light strip also possible with a Magic-Tronic or a remote control unit (at a surcharge, see page 19). Please state all versions clearly in the order!			
Console with open compartment in wood/lacquer version with 2 drawers and open compartment, 60 cm wide		Console with open compartment in wood/lacquer version with 2 drawers and open compartment, 80 cm wide	
Usable dims. open compartment in wood/lacquer version: 10.3 cm high 39.4 cm wide 38.5 cm deep	Usable dims. open compartment in artificial and genuine leather version: 9.5 cm high 37.0 cm wide 37.0 cm deep	Usable dims. open compartment in wood/lacquer version: 10.3 cm high 59.4 cm wide 38.5 cm deep	Usable dims. open compartment in artificial and genuine leather version: 9.5 cm high 57.0 cm wide 37.0 cm deep
 60 cm wide		 80 cm wide	
5002		5012	

Accessories for consoles

<p>Storage bowl (set of 2) fabric lining, cream white 10.5 cm high 6.4 cm wide 40.0 cm deep</p> <p>fitted in the narrow compartment of consoles behind the drawer front left and right beside the open compartment</p>  <p>510</p>	<p>LED inside drawer lamps Consoles with drawers can be fitted with optional LED inside drawer lamps (7.5 V, 1.0 W powered by standard AAA 1.5 V batteries included - rechargeable batteries not possible; with automatic on/off switch).</p> <p>Please state exactly in your order which drawer is to be fitted with LED inside drawer lamps.</p> <p>This type of luminaire is excepted from obligatory labelling in accordance with EU-VO 874/2012 guidelines (Reason: battery-operated and/or <30 Lumen).</p> <p>Surcharge for LED inside drawer lamps per drawer:</p>
---	---

Additional fittings for beds  Bed legs Standard bed legs high-gloss chrome; alternatively: bed legs matt chrome, type 1000 without surcharge	Low upholstered headboard Standard headboard  Surcharge for rear surface treated headboard The bed can be fitted with an optional rear surface treated headboard which is charged extra. So the bed can be placed anywhere in the room.		Upholstered headboard with cover in price group I	Surcharge for upholstered headboard with cover in price group II	Surcharge for upholstered headboard with cover in price group III
			Standard	3021	3022
			Surcharge for rear surface treated upholstered headboard with cover in price group I	Surcharge for rear surface treated upholstered headboard with cover in price group II	Surcharge for rear surface treated upholstered headboard with cover in price group III
	Surcharge for functional upholstered headboard A  Rear surface treated headboard is not possible.		Surcharge for functional upholstered headboard A with cover in price group I	Surcharge for functional upholstered headboard A with cover in price group II	Surcharge for functional upholstered headboard A with cover in price group III
			3026	3027	3028
	Bed surround frame Standard: wood/lacquer version 	Bed surround frame in wood/lacquer version	Upholstered bed surround frame with cover in price group I	Surcharge for upholstered bed surround frame with cover in price group II	Surcharge for upholstered bed surround frame with cover in price group III
		Standard	3023 without surcharge	3024	3025
Additional fittings for consoles  Console legs Standard console legs high-gloss chrome; alternatively: console legs matt chrome, type 2000 without surcharge	Surcharge for open compartment in artificial leather or genuine leather Standard: wood/lacquer version 		Open compartment in wood/lacquer version	Surcharge for open compartment in artificial leather	Surcharge for open compartment in genuine leather
			Standard	NEW 3001	 3000
	Surcharge for LED light strip in open compartment; 1 light strip This luminaire contains built-in LED lamps of the energy classes A++ to A. The lamps cannot be changed in the luminaire. 12 V; 0.6 or 1.2 W 		for 60 cm wide consoles	for 80 cm wide consoles	
			501	503	
	Surcharge for surface treated rear wall The consoles can be fitted with an optional surface treated rear wall which is charged extra. So the consoles can be placed anywhere in the room.		for 60 cm wide consoles	for 80 cm wide consoles	
			571	572	