

Range introduction

FENA LIVING

NEW range

Contents

	Page
Range introduction, list of versions, important notes	2-3
Special combinations	4
Suggested combinations	5-8
3 Raster lowboards	10-11
3 and 4 Raster TV centre, (wall) extendable lowboards for TV centre	12-13
4 Raster sideboards	14-15
6 Raster rotary bar, 8 Raster highboard, 10 Raster cabinet	16
Wall units	17
Media accessories for lowboards, column system, flat screen supports	18-19
Accessories for drawers	20
Fitted shelves, lamps, remote control	21
DINING ROOMS, coffee tables	22-23

A perfect fusion of originality and modernity.

Perfect balance provided by striking contrasts – how does that work? Easily. By mixing apparent contrasts. FENA proves that very different and very original materials can be perfectly combined in a balanced design. Accents in concrete grey and natural planked oak team up with elegant matt lacquer to create a monolithic architecture that is both archaic and futuristic. Horizontal lines offer tranquillity, the square provides a balancing counterweight.

Using impressively pure materials and featuring clean and simple lines, FENA offers an utterly stylish fusion of apparent contrasts. Functional units add striking highlights to the living room.

A stunning mix of lacquer, wood and concrete:

Concrete grey accents and rustic planked oak team up with elegant matt lacquer in a balanced furniture architecture – original yet futuristic.

A balanced design:

An emphasis on horizontal lines within a regular geometry ensures a laid-back look – continuous veneer pattern from fronts to sides.

ROTARY BAR - a smart highlight:

Extravagant bar unit as monolithic glass cabinets in the living room – can stand alone, be integrated, pivoted and illuminated as required.

Distinctive media talent:

TV centre in concrete grey as a visual contrast and appropriately sized lowboards for a perfect integration of large flat screens and standard integrated cable apertures.

Lists of versions

Model no.	Carcase and front	Price group	Model no.	Accent
648 695	Pure white lacquer Planked oak	I II	656	Concrete grey
Note: Inner carcase and interior fittings always in pure white lacquer (except: 6 Raster revolving bar and 10 Raster cabinet).			Note: The concrete grey accent colour version is only available for selected components. These are especially marked.	

Changing versions:

With FENA units it is also possible to order the cover shelf in a different version (without surcharge). Please state clearly in the order.

Versions of handles and metal substructures

Handles and metal substructures optionally in **high-gloss chrome** or **antique silver**. Please state the required version clearly in the order! If no details are given in the order, handles and metal substructures are delivered standard in high-gloss chrome.

We recommend handles and metal substructures in high-gloss chrome for units in the pure white lacquer version and in antique silver for units in the planked oak version.

Important notes

Changing versions:
With FENA units it is also possible to order the cover shelf in a different version (without surcharge). Please state clearly in the order.

Accent:
The concrete grey accent colour version is only available for selected components. These are especially marked.

Versions of handles and metal substructures
Handles and metal substructures optionally in **high-gloss chrome** or **antique silver**. Please state the required version clearly in the order! If no details are given in the order, handles and metal substructures are delivered standard in high-gloss chrome.
We recommend handles and metal substructures in high-gloss chrome for units in the pure white lacquer version and in antique silver for units in the planked oak version.

Glass versions:
Glass door of rotary bar and of cabinet and **glass shelves** behind fronts of clear glass

Standard interior fittings:
1 fitted shelf is fitted behind 3 and 4 Raster high doors.

Drawer frames in standard grey

Wall units:
Wall units always incl. wall bracket

Combinations of floor and wall units:
If floor and wall units are combined within an arrangement, there must not be any skirting boards in the room near the floor units, otherwise they must be removed.

Max. load:
Max. load of wooden and glass (fitted) shelves (up to 70.4 cm width) and drawers: 25 kg
Max. load of wooden and glass (fitted) shelves (between 70.4 and 105.6 cm width): 15 kg; from 105.6 cm width: 10 kg
Max. load of cover shelves: 35 kg per metre length for floor units.
Please also note any maximum loads which may be stated in the type list for the individual units!

hülsta-Push-to-open:
Drawers and hinge-doors of rotary bar and cabinet with hülsta-Push-to-open.
All drawers on hidden bearings as fully pull-out units.

Labelling in type list drawings / assembly notes for wall units

Labelling in type list drawings / assembly notes for wall units

3

4

The majority of units have two wall mounting points (= number of base plates), if these are to be fitted as wall units. This is not explicitly mentioned in the type list. If a different number of wall mounting points (= base plates) is required, this is marked in the drawings in the type list with numbers in black boxes. Please be sure to note here the information and notes in the "Wall composition" chapter!

Notes on delivery

Notes on delivery:
The majority of the units are delivered standard as **fully connected units (glued)** so that the carcass **cannot be disassembled**. There are however some **exceptions** to this rule:

1

Some carcasses are delivered as complete units but can be **disassembled into individual sections** in the final customer's home. These types are marked with a **1** in the type list.

2

Some carcasses are delivered **in individual sections** because of their size. These types are marked with a **2** in the type list.

The fronts with the number **2** are delivered separately and can therefore always be (dis-) assembled.

Wall units in general

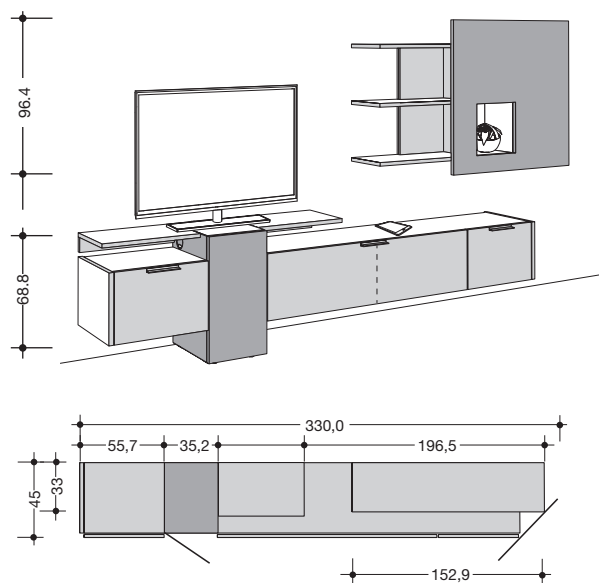
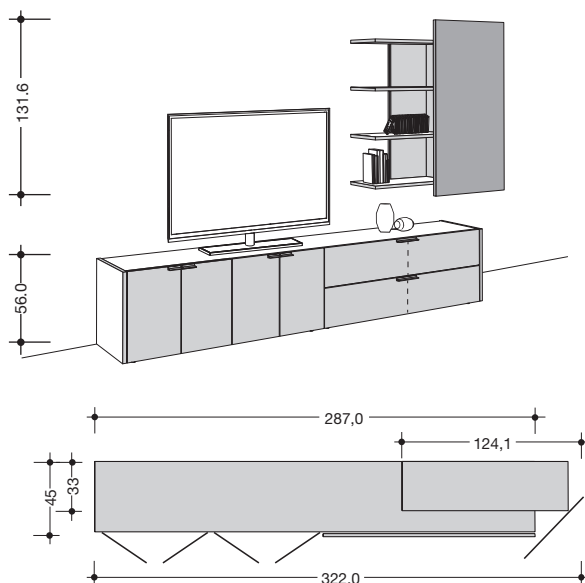
Important notes: Generally speaking, you as a dealer/qualified fitter are responsible for the correct wall mounting of the units. That is why wall mounting should only be carried out by properly trained and qualified fitters, hülsta supplies materials for mounting units on walls for nearly all the units and which should be used for safety and for constructional reasons. The assembly materials supplied by hülsta (plugs, screws) are only suitable for fitting components on to concrete in firmness class (C12/15).
For other materials (please see separate materials table in the wall composition chapter) we provide you with an assembly mortar set as an extra order. Please note that this assembly mortar set is also only suitable for the materials listed in the materials table. If walls are made up of other materials (e.g. plastered or lighter wall materials), one should use another method of mounting better suited to the load on site. Please note that if the units are not mounted properly on the wall, there is a risk of the units falling down or tipping over – especially when alternative mounting materials acquired on site have been used.
For the reasons stated above it is absolutely essential to enquire about the composition of any walls before signing any contracts.

Special combinations

Please state the required handle version clearly in the order!

Lists of versions: see page 2

Special combinations are arrangements that are reduced in price. This price advantage is only available when the arrangement is ordered exactly as described. The special combinations can be enhanced by including accessories. These are charged extra.

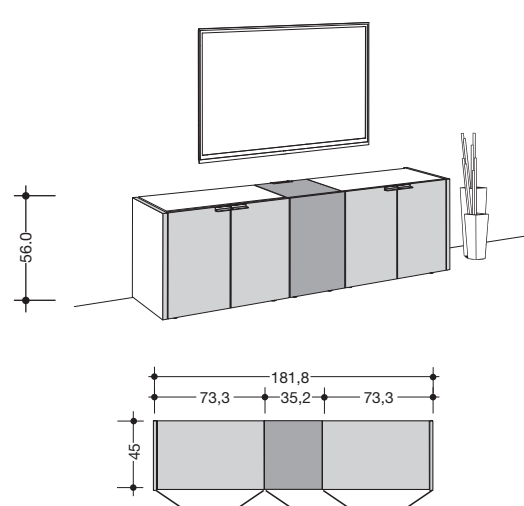
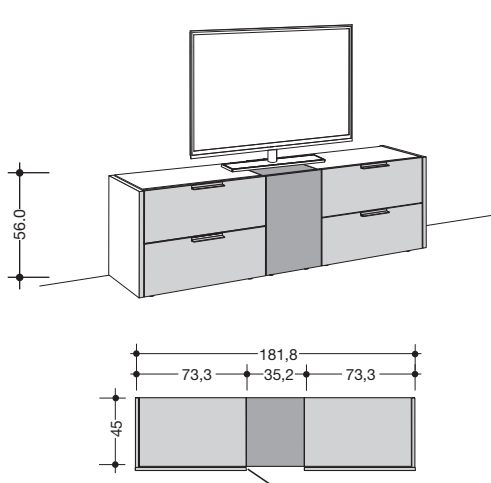


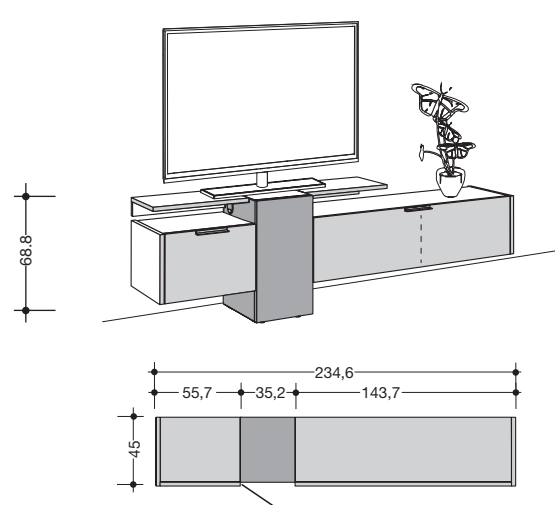
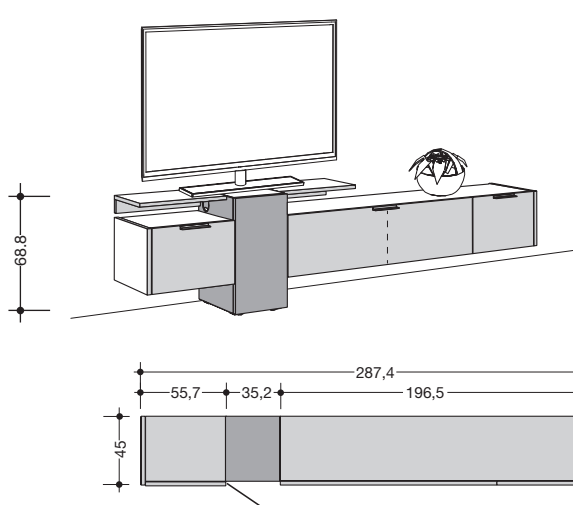
	Lowboard with 4 doors and 2 drawers	Lowboard with 4 doors, 1 flap (top) and 1 drawer	Lowboard with 4 folding-doors and 2 drawers	Lowboard with 4 folding-doors, 1 flap (top) and 1 drawer	Extendable wall lowboard with 3 drawers	Extendable wall lowboard with 2 flaps and 1 drawer (right)	Extendable wall lowboard with 1 flap (left) and 2 drawers	Extendable wall lowboard with 1 flap (centre) and 2 drawers
as illustr. v. versa	990001 990101	991001 991101	992001 992101	993001 993101	990002 990102	991002 991102	992002 992102	993002 993102
Price gr. I II								

Suggested combinations

FENA

As an alternative to planning an individual unit from the complete range there is the possibility of choosing from specially suggested combinations. This eases planning. Incorporating accessories can enhance the suggested combinations. These are charged extra.

				
	Extendable lowboard with 4 doors	Extendable lowboard with 4 drawers	Extendable lowboard with 1 flap (top left) and 3 drawers	Extendable lowboard with 2 flaps (top) and 2 drawers
as illustr. v. versa	980001 980101	980002 980102	981002 981102	982002 982102
Price gr. I II				

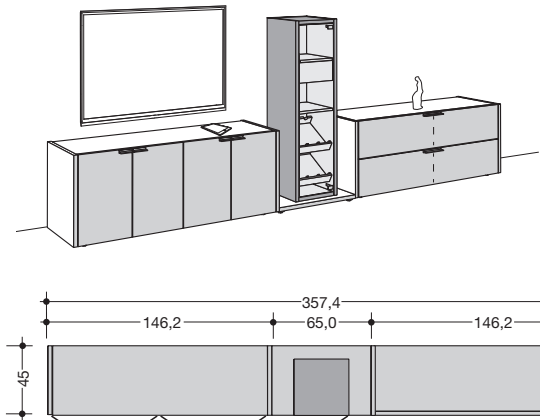
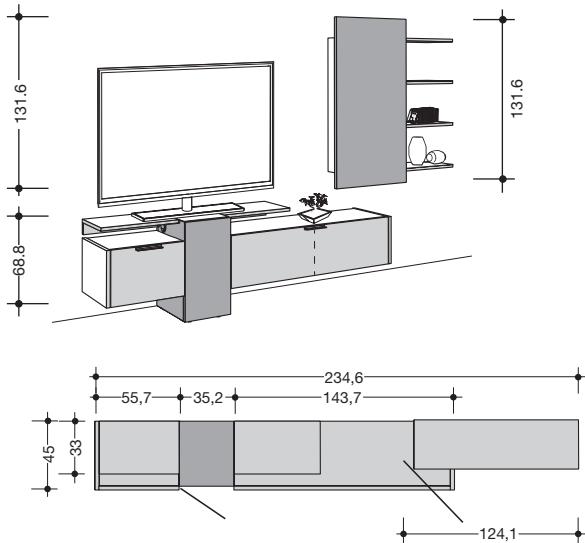
								
	Extendable wall lowboard with 2 drawers	Extendable wall lowboard with 2 flaps	Extendable wall lowboard with 1 flap (left) and 1 drawer	Extendable wall lowboard with 1 drawer (left) and 1 flap	Extendable wall lowboard with 3 drawers	Extendable wall lowboard with 2 flaps and 1 drawer (right)	Extendable wall lowboard with 1 flap (left) and 2 drawers	Extendable wall lowboard with 1 flap (centre) and 2 drawers
as illustr. v. versa	980003 980103	981003 981103	982003 982103	983003 983103	980004 980104	981004 981104	982004 982104	983004 983104
Price gr. I II								

Suggested combinations

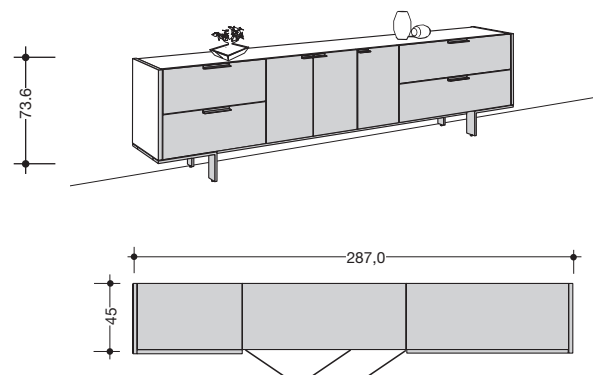
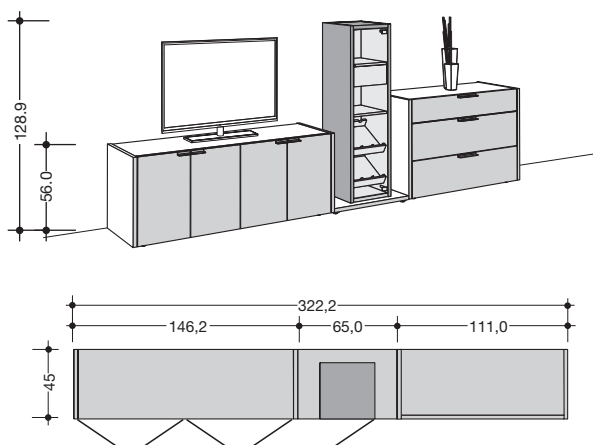
Please state the required handle version clearly in the order!

Lists of versions: see page 2

As an alternative to planning an individual unit from the complete range there is the possibility of choosing from specially suggested combinations. This eases planning. Incorporating accessories can enhance the suggested combinations. These are charged extra.



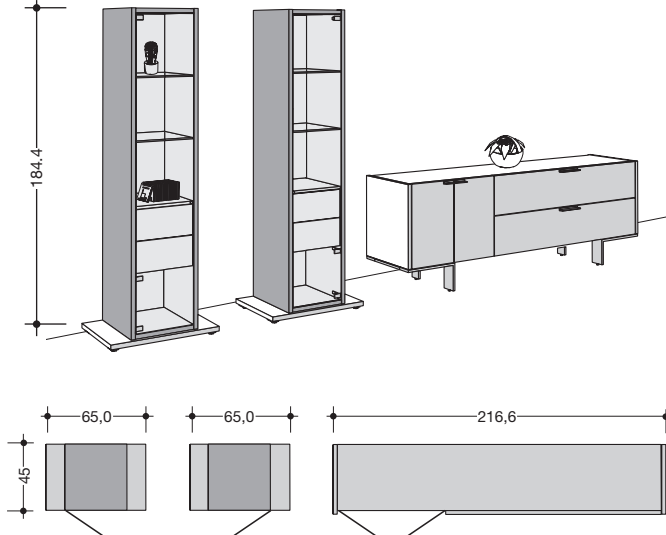
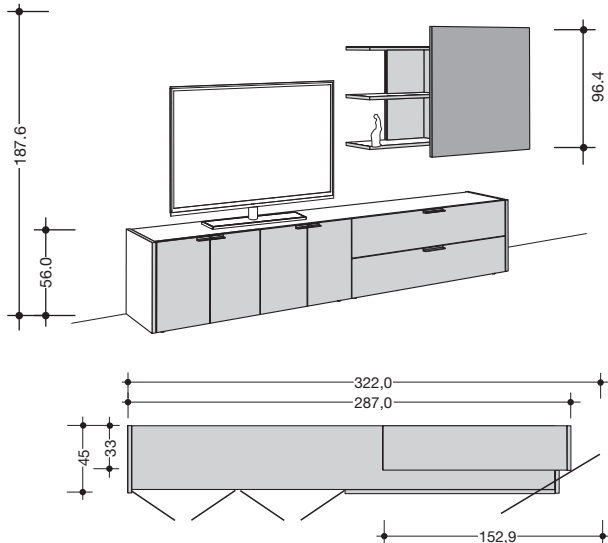
	Extendable wall lowboard with 2 drawers	Extendable wall lowboard with 2 flaps	Extendable wall lowboard with 1 flap (left) and 1 drawer	Extendable wall lowboard with 1 drawer (left) and 1 flap	Lowboard left with 4 doors; lowboard right with 2 drawers	Lowboard left with 4 doors; lowboard right with 1 flap (top) and 1 drawer	Lowboard left with 4 folding-doors; lowboard right with 2 drawers	Lowboard left with 4 folding-doors; lowboard right with 1 flap (top) and 1 drawer
as illustr. v. versa	980005 980105	981005 981105	982005 982105	983005 983105	980007 980107	981007 981107	982007 982107	983007 983107
Price gr. I II								

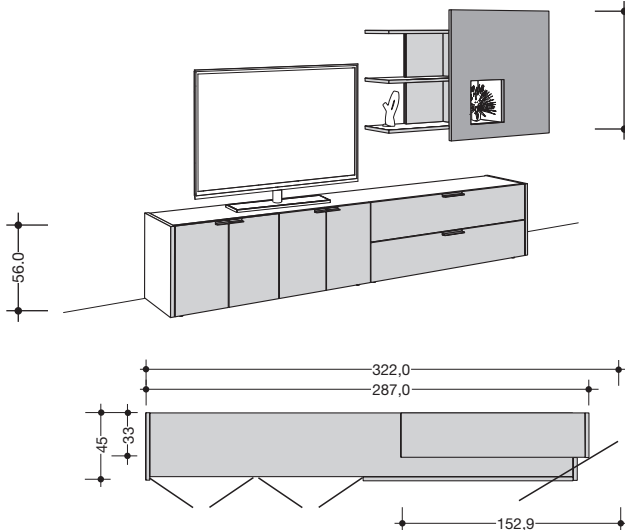
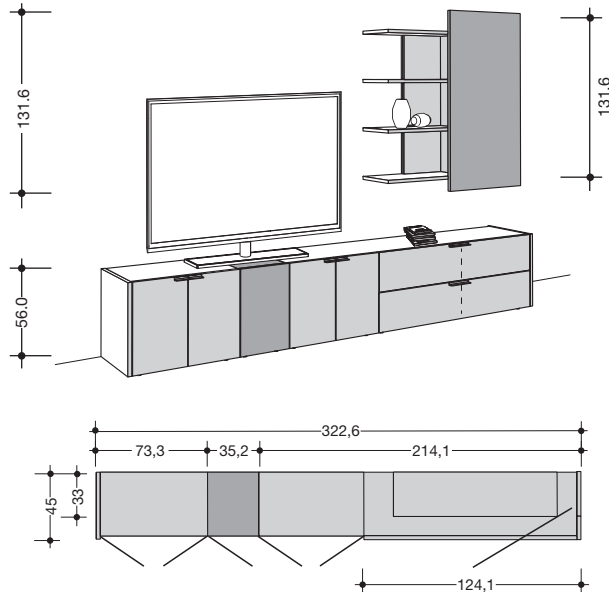


	Lowboard left with 4 doors; sideboard right with 3 drawers	Lowboard left with 4 doors; sideboard right with 1 flap (centre) and 2 drawers	Lowboard left with 4 folding-doors; sideboard right with 3 drawers	Lowboard left with 4 folding-doors; sideboard right with 1 flap (centre) and 2 drawers	Lowboard with 4 drawers and 3 doors	Lowboard with 2 drawers left, 3 doors and 1 flap (top right) and 1 drawer	Lowboard with 1 flap (top left) and 1 drawer, 3 doors and 2 drawers right	Lowboard with 2 flaps (top left and right) and 2 drawers and 3 doors
as illustr. v. versa	980008 980108	981008 981108	982008 982108	983008 983108	980009 980109	981009 981109	982009 982109	983009 983109
Price gr. I II								

Suggested combinations

As an alternative to planning an individual unit from the complete range there is the possibility of choosing from specially suggested combinations. This eases planning. Incorporating accessories can enhance the suggested combinations. These are charged extra.

							
	Lowboard with 2 doors and 2 drawers	Lowboard with 2 doors, 1 flap (top) and 1 drawer		Lowboard with 4 doors and 2 drawers	Lowboard with 4 doors, 1 flap (top) and 1 drawer	Lowboard with 4 folding-doors and 2 drawers	Lowboard with 4 folding-doors, 1 flap (top) and 1 drawer
as illustr. v. versa	980010 980110	981010 981110		980011 980111	981011 981111	982011 982111	983011 983111
Price gr. I II							

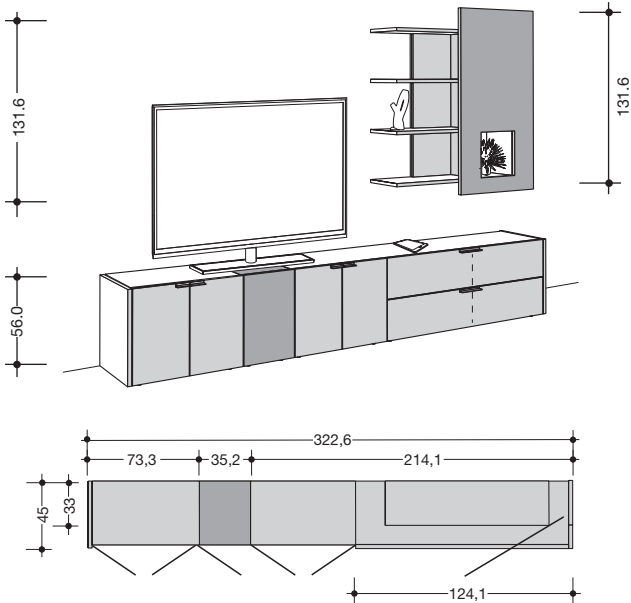
						
	Lowboard with 4 doors and 2 drawers	Lowboard with 4 doors, 1 flap (top) and 1 drawer	Lowboard with 4 folding-doors and 2 drawers	Lowboard with 4 folding-doors, 1 flap (top) and 1 drawer	Extendable lowboard left with 2 doors; extendable lowboard right with 2 doors and 2 drawers	Extendable lowboard left with 2 doors; extendable lowboard right with 2 doors and 1 flap (top) and 1 drawer
as illustr. v. versa	980012 980112	981012 981112	982012 982112	983012 983112	980013 980113	981013 981113
Price gr. I II						

Suggested combinations

Please state the required handle version clearly in the order!

Lists of versions: see page 2

As an alternative to planning an individual unit from the complete range there is the possibility of choosing from specially suggested combinations. This eases planning. Incorporating accessories can enhance the suggested combinations. These are charged extra.



	Extendable lowboard left with 2 doors; extendable lowboard right with 2 doors and 2 drawers	Extendable lowboard left with 2 doors; extendable lowboard right with 2 doors and 1 flap (top) and 1 drawer	
as illustr. v. versa	980014 980114	981014 981114	
Price gr. I II			



3 Raster lowboards



Cover shelf of lowboards optionally available in **concrete grey** version (without surcharge). Please state clearly in the order!

Lists of versions: see page 2

3 Raster lowboards

54.2 cm high
(56.0 cm high incl. 1.8 cm
high plinth adjusters),
45.0 cm deep

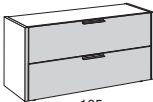
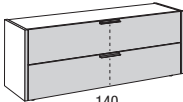
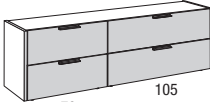
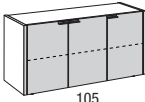
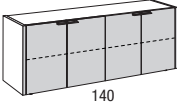
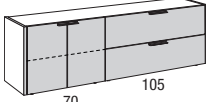
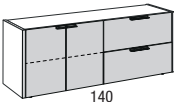
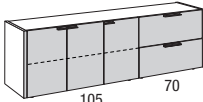



incl. centre cable aperture
behind flap in rear wall of
each compartment

Interior fittings, knobs:

See here the information on
page 3

Accessories:

See pages 18-19 and 20-21

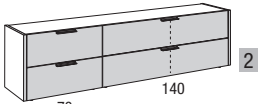
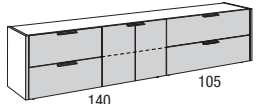
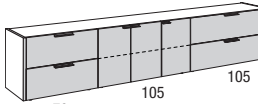
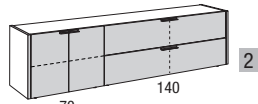
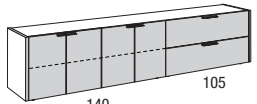
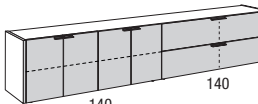
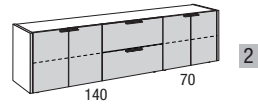
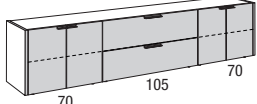
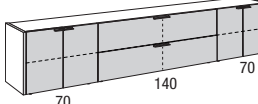



	<div> 105 111.0 cm wide</div>		<div> 140 146.2 cm wide</div>		<div> 70 105 181.4 cm wide</div>		2
	2 drawers	1 flap (top) and 1 drawer	2 drawers	1 flap (top) and 1 drawer	4 drawers	3 drawers and 1 flap (top right)	2 flaps (top) and 2 drawers
as illustr. v. versa	31111	31118	31411	31418	318111 318112	318181 318182	318281 318282
Price gr. I II							
	<div> 105 111.0 cm wide</div>		<div> 140 146.2 cm wide</div>		<div> 70 105 181.4 cm wide</div>		2
	3 doors		4 doors	4 folding-doors	2 doors and 2 drawers		2 doors and 1 flap (top) and 1 drawer
as illustr. v. versa	311131 311132		31413	31414	318131 318132		318231 318232
Price gr. I II							
			<div> 140 146.2 cm wide</div>		<div> 105 70 181.4 cm wide</div>		2
			2 doors and 2 drawers	2 doors and 1 flap (top) and 1 drawer	3 doors and 2 drawers		3 doors and 1 flap (top) and 1 drawer
as illustr. v. versa			314131 314132	314231 314232	318331 318332		318431 318432
Price gr. I II							
	<div> for 111.0 cm width</div>		<div> for 146.2 cm width</div>		<div> for 181.4 cm width</div>		
	2101		2141		2181		

3 Raster lowboards

Notes on delivery
Please see here the
information on page 3!

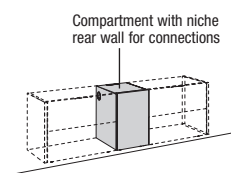
1
2

FENA

<p>3 Raster lowboards 54.2 cm high (56.0 cm high incl. 1.8 cm high plinth adjusters), 45.0 cm deep</p> <p>incl. centre cable aperture behind flap in rear wall of each compartment</p> <p>Interior fittings, knobs: See here the information on page 3</p> <p>Accessories: See pages 18-19 and 20-21</p>		 70 140 216.6 cm wide	 140 105 251.8 cm wide	 70 105 105 287.0 cm wide								
		4 drawers	3 drawers and 1 flap (top right)	2 flaps (top) and 2 drawers	4 drawers and 2 doors	2 drawers left, 2 doors and 1 flap (top right) and 1 drawer	1 flap (top left) and 1 drawer, 2 doors and 2 drawers right	2 flaps (top left and right) and 2 drawers and 2 doors	4 drawers and 3 doors	2 drawers left, 3 doors and 1 flap (top right) and 1 drawer	1 flap (top left) and 1 drawer, 3 doors and 2 drawers right	2 flaps (top left and right) and 2 drawers and 3 doors
	as illustr. v. versa	321111 321112	321181 321182	321281 321282	325131 325132	325231 325232	325331 325332	325431 325432	328131 328132	328231 328232	328331 328332	328431 328432
	Price gr. I II											
		 70 140 216.6 cm wide	 140 105 251.8 cm wide	 140 140 287.0 cm wide								
		2 doors and 2 drawers	2 doors and 1 flap (top) and 1 drawer	4 doors and 2 drawers	4 doors and 1 flap (top) and 1 drawer	4 folding-doors and 2 drawers	4 folding-doors and 1 flap (top) and 1 drawer	4 doors and 2 drawers	4 doors and 1 flap (top) and 1 drawer	4 folding-doors and 2 drawers	4 folding-doors and 1 flap (top) and 1 drawer	
	as illustr. v. versa	321141 321142	321241 321242	325141 325142	325241 325242	325341 325342	325441 325442	328141 328142	328241 328242	328341 328342	328441 328442	
	Price gr. I II											
		 140 70 216.6 cm wide	 70 105 70 251.8 cm wide	 70 140 70 287.0 cm wide								
		4 doors and 2 drawers	4 doors and 1 flap (top) and 1 drawer	4 doors and 2 drawers	4 doors and 1 flap (top) and 1 drawer	4 doors and 2 drawers	4 doors and 1 flap (top) and 1 drawer					
Price gr. I II	32113	32123	32513	32523	32813	32823						
<p>Metal substructure 19.4 cm high</p> <p>Units can be placed optionally on a metal substructure. In this case the plinth adjusters are omitted.</p> <p>Metal substructure optionally in high-gloss chrome or antique silver. Please state the required version clearly in the order!</p>		 for 216.6 cm width	 for 251.8 cm width	 for 287.0 cm width								
		2211	2251	2281								

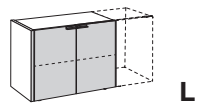
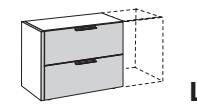
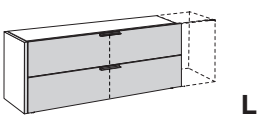
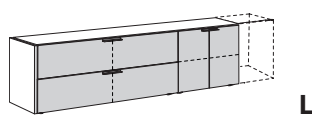


3 Raster TV centre for extendable lowboards

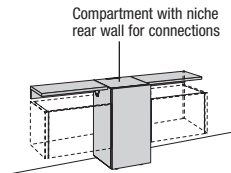
3 Raster TV centre for extendable lowboards 54.2 cm high (56.0 cm high incl. 1.8 cm high plinth adjusters), 45.0 cm deep incl. cable aperture K8 in cover shelf and K20 in the carcase sides. Further cable apertures K20 are possible. The 3 Raster TV centre must be fitted between extendable lowboards (see below). L/R = Door hinge left/right	3 Raster TV centre for extendable lowboards  35.2 cm wide 1 door		
	34011 L 34012 R		
	Price gr. I II		

Extendable lowboards for 3 Raster TV centre


 Cover shelf of lowboards optionally available in **concrete grey** version (without surcharge). Please state clearly in the order!

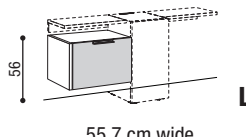
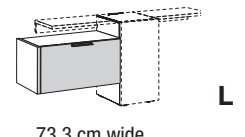
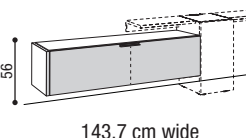
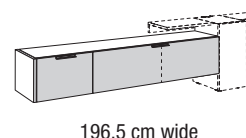
Extendable lowboards for 3 Raster TV centre 54.2 cm high (56.0 cm high incl. 1.8 cm high plinth adjusters), 45.0 cm deep incl. cable aperture K20 on the side which is fitted to the TV centre. Further cable apertures K20 are possible. Handles: See here the information on page 3 TV centre and extendable lowboards must be ordered in combination. L/R = Extendable on the left/right side of the TV centre	 73.3 cm wide 2 doors		 73.3 cm wide 2 drawers 1 flap (top) and 1 drawer	
	Ext. left Ext. right Price gr. I II	37031 L 37032 R	37011 L 37012 R	37081 L 37082 R
	 143.7 cm wide 2 drawers 1 flap (top) and 1 drawer		 214.1 cm wide 2 doors and 2 drawers 2 doors and 1 flap (top) and 1 drawer	
	Ext. left Ext. right Price gr. I II	314011 L 314012 R	314081 L 314082 R	321031 L 321032 R
				321081 L 321082 R

4 Raster TV centre for extendable wall lowboards

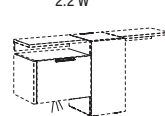
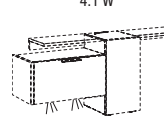
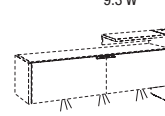
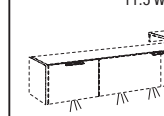
4 Raster TV centre for extendable wall lowboards TV centre 67.0 cm high (68.8 cm high incl. 1.8 cm high plinth adjusters), 45.0 cm deep Storage shelves 55.7 cm wide, 35.0 cm deep; max. load 5 kg; height between storage shelf and wall extendable lowboard: 10.6 cm incl. cable aperture K8 in cover shelf and K20 in the carcass sides. Further cable apertures K20 are possible. The 4 Raster TV centre must be fitted between wall exten- dable lowboards (see below). L/R = Door hinge left/right	4 Raster TV centre for extendable wall lowboards  TV centre 35.2 cm wide; total width incl. storage shelves: 146.6 cm			
	1 door			
	34021 L 34022 R			
	Price gr. I II			

Extendable wall lowboards for 4 Raster TV centre


 Cover shelf of lowboards optionally available in **concrete grey** version (without surcharge). Please state clearly in the order!

Extendable wall lowboards for 4 Raster TV centre 36.6 cm high 45.0 cm deep incl. cable aperture K20 on the side which is fitted to the TV centre. Further cable apertures K20 are possible. Handles: See here the information on page 3 TV centre and extendable wall lowboards must be ordered in combination. L/R = Extendable on the left/right side of the TV centre Max. load: 55.7 cm width: 7.5 kg 73.3 cm width: 10.0 kg 143.7 cm width: 20.0 kg 196.5 cm width: 27.5 kg	 55.7 cm wide		 73.3 cm wide	
	1 drawer		1 drawer	
	1 flap		1 flap	
	Ext. left Ext. right Price gr. I II	25011 L 25012 R	25081 L 25082 R	27011 L 27012 R
	 143.7 cm wide		 196.5 cm wide	
	1 drawer		2 drawers	
	1 flap		1 flap and 1 drawer	
Ext. left Ext. right Price gr. I II	214011 L 214012 R	214081 L 214082 R	219011 L 219012 R	219081 L 219082 R

Lamps for extendable wall lowboards for 4 Raster TV centre

LED light strip flush mounted This luminaire contains built-in LED lamps of the energy classes A++ to A. The lamps cannot be changed in the luminaire. 12 V; 2.2-11.5 W	2.2 W  for 55.7 cm width	4.1 W  for 73.3 cm width	9.3 W  for 143.7 cm width	11.5 W  for 196.5 cm width
	522	702	1402	1902

4 Raster sideboards



Cover shelf of sideboards optionally available in **concrete grey** version (without surcharge). Please state clearly in the order!

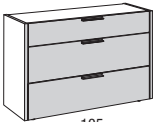
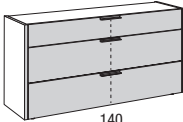
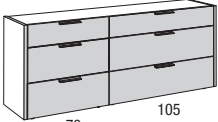
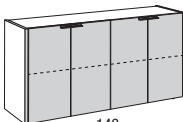
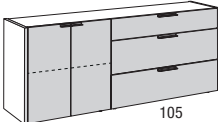
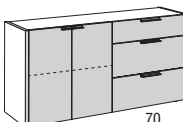
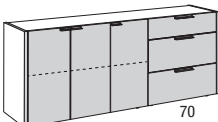



Lists of versions: see page 2

4 Raster sideboards

71.8 cm high
(73.6 cm high incl. 1.8 cm
high plinth adjusters),
45.0 cm deep

Interior fittings, knobs:
See here the information on
page 3

Accessories:
See pages 20-21

<p>as illustr. v. versa</p> <p>Price gr. I II</p>		105	111.0 cm wide		140	146.2 cm wide		70 105	181.4 cm wide	2
	3 drawers	1 flap (centre) and 2 drawers		3 drawers	1 flap (centre) and 2 drawers		6 drawers	2 flaps (centre) and 4 drawers		
			41111	41118	41411	41418	418111 418112	418181 418182		
					140	146.2 cm wide		70 105	181.4 cm wide	2
				4 doors	4 folding-doors		2 doors and 3 drawers	2 doors and 1 flap (centre) and 2 drawers		
						41413	41414	418131 418132	418231 418232	
					70	146.2 cm wide		105 70	181.4 cm wide	2
				2 doors and 3 drawers	2 doors and 1 flap (centre) and 2 drawers		3 doors and 3 drawers	3 doors and 1 flap (centre) and 2 drawers		
						414131 414132	414231 414232	418331 418332	418431 418432	
<p>Metal substructure 19.4 cm high</p> <p>Units can be placed optionally on a metal substructure. In this case the plinth adjusters are omitted.</p> <p>Metal substructure optionally in high-gloss chrome or antique silver. Please state the required version clearly in the order!</p>			for 111.0 cm width			für 146.2 cm width			for 181.4 cm width	
			2101			2141			2181	

4 Raster sideboards

Notes on delivery
Please see here the
information on page 3!

1
2

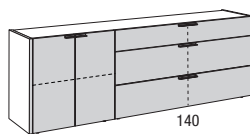
FENA

4 Raster sideboards

71.8 cm high
(73.6 cm high incl. 1.8 cm
high plinth adjusters),
45.0 cm deep

Interior fittings, knobs:
See here the information on
page 3

Accessories:
See pages 20-21

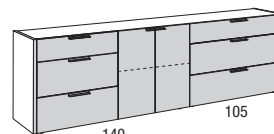


2

216.6 cm wide

2 doors and 3 drawers

2 doors and 1 flap (centre) and 2 drawers



2

251.8 cm wide

6 drawers and 2 doors

2 flaps (centre) and 4 drawers and 2 doors

as illustr.
v. versa

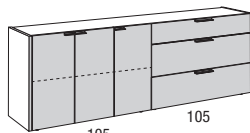
Price gr.
I
II

421141
421142

421241
421242

425131
425132

425231
425232

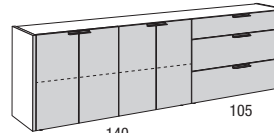


2

216.6 cm wide

3 doors and 3 drawers

3 doors and 1 flap (centre) and 2 drawers



2

251.8 cm wide

4 doors and
3 drawers

4 folding-doors and
3 drawers

4 doors and 1 flap
(centre) and
2 drawers

4 folding-doors and
1 flap (centre)
and 2 drawers

as illustr.
v. versa

Price gr.
I
II

421341
421342

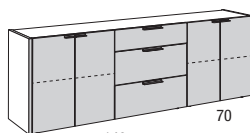
421441
421442

425141
425142

425241
425242

425341
425342

425441
425442

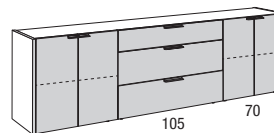


2

216.6 cm wide

4 doors and 3 drawers

4 doors and 1 flap (centre) and 2 drawers



2

251.8 cm wide

4 doors and 3 drawers

4 doors and 1 flap (centre) and 2 drawers

Price gr.
I
II

42113

42123

42513

42523

Metal substructure

19.4 cm high

Units can be placed optionally
on a metal substructure. In this
case the plinth adjusters are
omitted.

Metal substructure optionally in
high-gloss chrome or antique
silver. Please state the required
version clearly in the order!



for 216.6 cm width

2211



for 251.8 cm width

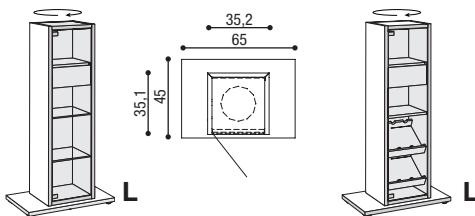
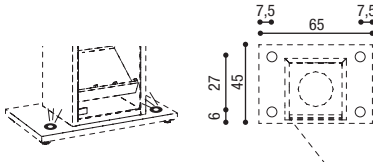
2251

6 Raster rotary bar





Outer carcase of rotary bar optionally available in **concrete grey** version (without surcharge). Please state clearly in the order!

Lists of versions: see page 2

6 Raster rotary bar 128.9 cm high; on plinth shelf, 2.6 cm thick (4.4 cm high incl. 1.8 cm high plinth adjusters); 65.0 cm wide, 45.0 cm deep; rotary cabinet with bar function 124.5 cm high, 35.2 cm wide, 35.1 cm deep Inner carcase version = outer carcase version; except: inner carcase not available in concrete grey version. In this case please state the required version clearly in the order! Door and inside drawer with hülsta-Push-to-open Integrated LED spotlight	 max. 65.0 cm wide		Integrated LED spotlight (set of 2) Ø 4.8 cm; for fitting in plinth shelf of rotary bar, optionally at front and/ or at rear and left and/or right. A maximum of two sets can be fitted in the plinth shelf (see sketch). Please state the required position clearly in the order! Integrated LED spotlight incl. footswitch. This luminaire contains built-in LED lamps of the energy classes A+++ to A. The lamps cannot be changed in the luminaire. 12 V; 2x 2.0 W
	1 glass door		
	Bar interior fittings: 1 inside drawer 2 glass shelves rear wall mirror	Bar interior fittings: 1 inside drawer 2 bottle shelves 1 wooden shelf rear wall mirror	
	Price gr. I II	65441 L 65442 R	65341 L 65342 R

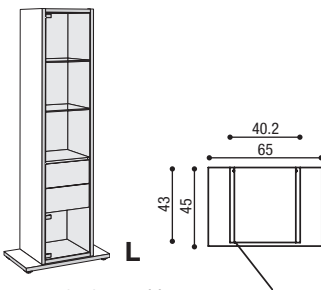
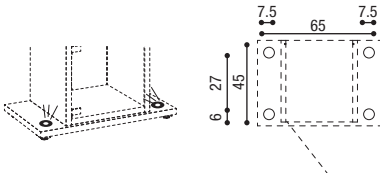
8 Raster highboard

<p>8 Raster highboard 143.8 cm high (145.6 cm high incl. 1.8 cm high plinth adjusters), 45.0 cm deep</p> <p>Handles: See here the information on page 3</p> <p>Metal substructure 19.4 cm high</p> <p>Units can be placed optionally on a metal substructure. In this case the plinth adjusters are omitted.</p> <p>Metal substructure optionally in high-gloss chrome or antique silver. Please state the required version clearly in the order!</p>			
	111.0 cm wide		
	2 doors and 3 drawers		2 doors and 1 flap (centre) and 2 drawers
	8103		8108
Price gr. I II			

10 Raster cabinet



Outer carcase of cabinet optionally available in **concrete grey** version (without surcharge). Please state clearly in the order!


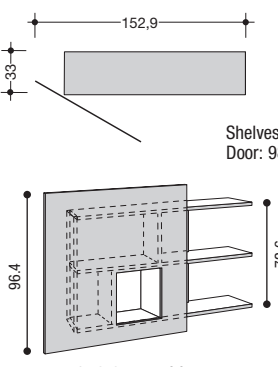
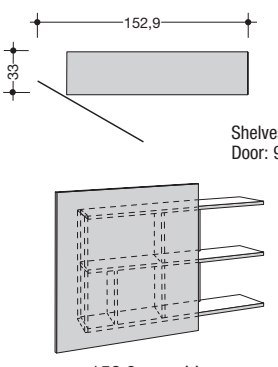
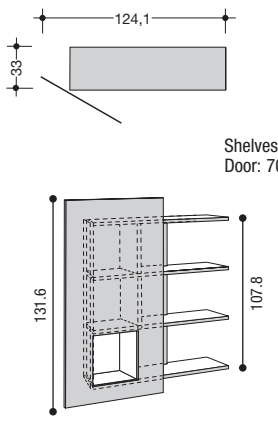
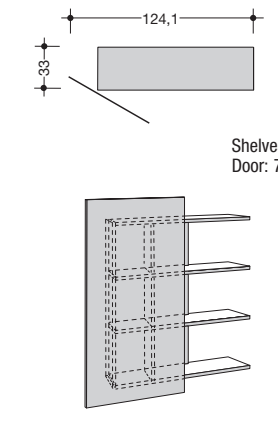
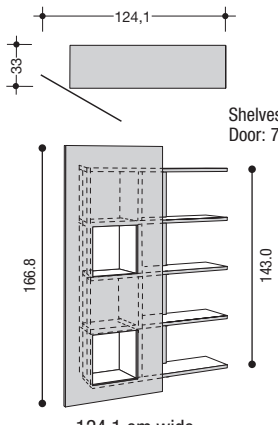
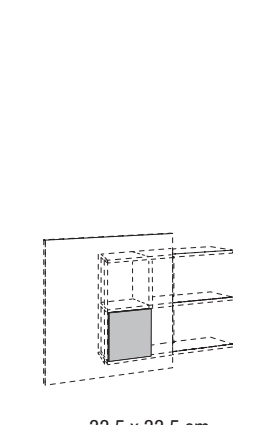
<div>10 Raster cabinet</div> <div>184.4 cm high; on plinth shelf, 2.6 cm thick (4.4 cm high incl. 1.8 cm high plinth adjusters); 65.0 cm wide, 45.0 cm deep; cabinet 180.0 cm high, 40.2 cm wide, 43.0 cm deep</div> <div>Inner carcase version = outer carcase version; except: inner carcase not available in concrete grey version. In this case please state the required version clearly in the order!</div> <div>Door and inside drawers with hülsta-Push-to-open</div>	<div><div>Cabinet interior fittings: 2 inside drawers 2 glass shelves rear wall mirror</div><div></div><div>max. 65.0 cm wide</div></div>		<div>Integrated LED spotlight (set of 2) Ø 4.8 cm; for fitting in plinth shelf of cabinet, optionally at front and/ or at rear and left and/or right. A maximum of two sets can be fitted in the plinth shelf (see sketch). Please state the required position clearly in the order! Integrated LED spotlight incl. footswitch.</div> <div>This luminaire contains built-in LED lamps of the energy classes A++ to A. The lamps cannot be changed in the luminaire. 12 V; 2x 2.0 W</div> <div></div>
		1 glass door	
		105341 L 105342 R	7942
	Price gr. I II		

Wall units

Assembly notes for wall units:
Please be sure to note here the information and notes in the "Wall composition" chapter!

Notes on delivery
Please see here the information on page 3!

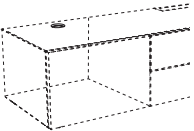
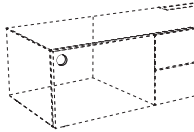
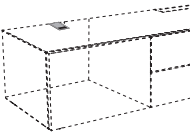
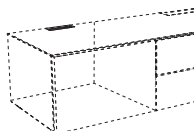
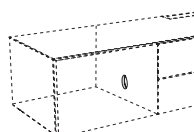
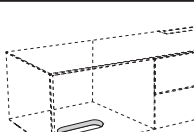
FENA

<p>4 Raster wall units max. 96.4 cm high; 33.0 cm deep</p> <p>Consisting of 1 hinge-door, 1 rear wall panel, 3 shelves, 1 outer side section and 3 centre partitions</p> <p>Max. load: 25 kg</p> <p>Wall units or wall assembly: See here the information on page 3</p>	<p> Hinge-door and door panel of wall units optionally available in concrete grey version (without surcharge). Please state clearly in the order!</p> <div>   </div>	
	1 door with cut-out section	1 door
	<p>as illustr. v. versa</p> <p>Price gr. I II</p>	<p>41511 41512</p> <p>41501 41502</p>
<p>6 Raster wall units max. 131.6 cm high; 33.0 cm deep</p> <p>Consisting of 1 hinge-door, 1 rear wall panel, 4 shelves, 1 outer side section and 3 centre partitions</p> <p>Max. load: 25 kg</p> <p>Wall units or wall assembly: See here the information on page 3</p>	<div>   </div>	
	1 door with cut-out section	1 door
	<p>as illustr. v. versa</p> <p>Price gr. I II</p>	<p>61211 61212</p> <p>61201 61202</p>
<p>8 Raster wall unit max. 166.8 cm high; 33.0 cm deep</p> <p>Consisting of 1 hinge-door, 1 rear wall panel, 5 shelves, 1 outer side section and 4 centre partitions</p> <p>Max. load: 25 kg</p> <p>Wall units or wall assembly: See here the information on page 3</p> <p>Panels for door cut-out section For placing in the door</p>	<div>   </div>	
	1 door with 2 cut-out sections	Panel for door cut-out section
	<p>as illustr. v. versa</p> <p>Price gr. I II</p>	<p>81211 81212</p> <p>22</p>

IR repeater set

<p>IR repeater set Infrared signal transmission set for operating media units behind wooden/lacquered fronts. You can operate all the units in one compartment with one set. The following applies:</p> <ul style="list-style-type: none">• One set must be used in each compartment. 2 transmitters can also be installed in large compartments in order to increase performance. In this case only one additional transmitter needs to be ordered.• The transmitter must be placed in the direct vicinity of the receiver eye of the media unit.• Transmissible IR frequency band 20 - 60 kHz• Up to 3 transmitters can be combined with one receiver <p>It is possible to use 3 transmitters via 1 receiver including Master box. This enables simultaneous operation of 3 different furniture compartments or in critical situations it allows fitting out one furniture compartment with several transmitters in order to increase the performance in this compartment or to operate 2 end units placed next to one another.</p> <p>The IR repeater set consists of:</p> <ul style="list-style-type: none">• 1 receiver eye (Ø 3.0 cm) incl. standing bracket• 1 electrical transmitter• 1 plug EVG 12 V• Cable clips <p>Please note the details stated in the operating instructions!</p>	
<p>IR repeater set 1 receiver eye and 1 transmitter incl. standing bracket</p>	
<p>2001</p>	
<p>Extra transmitter 2003</p>	

Cable apertures / Subwoofer base cut-out section

	<p>Cable aperture K1 Silver-coloured; Ø 8.0 cm; It is possible to fit a cable aperture in the cover shelf of lowboards. The cable aperture can be made at the rear of the top shelf. The position is in the centre of the compartment, distance from centre of aperture to rear edge of unit: 10.0 cm</p>	<p>K1</p>
	<p>Cable aperture K2 Silver-coloured; Ø 8.0 cm; It is possible to fit a cable aperture in the rear wall of lowboards. The position is in the centre of the compartment.</p>	<p>K2</p>
	<p>Cable aperture K7 Silver-coloured; 7.0 x 12.0 cm; It is possible to fit a cable aperture in the cover shelf of lowboards. The position is in the centre of the compartment, flush with the rear edge of the unit.</p>	<p>K7</p>
	<p>Cable aperture K8 Silver-coloured; 12.5 x 3 cm; It is possible to fit a cable aperture in the cover shelf of lowboards. The cable aperture is possible in the rear edge of the cover shelf. The position is in the centre of the compartment.</p>	<p>K8</p>
	<p>Cable aperture K20 Silver-coloured; Ø 8.0 cm; It is possible to fit a cable aperture in the centre partitions of lowboards.</p>	<p>K20</p>
	<p>Subwoofer base cut-out section Oval base cut-out section 12 x 23.2 cm; The sounds from the subwoofer pass out through the base cut-out section in the lowboard without hindrance. The exact position in the carcase is predetermined ex-works and cannot be altered.</p>	<p>14</p>

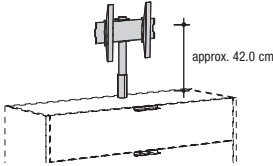
TV columns

TV columns can be rotated or adjusted in height and angle, for fitting on **floor lowboards with partition** (not possible with wall lowboards).
The TV column can only be fitted above a partition.
The partition is provided with a cut-out section for cables (without surcharge).
No drawers are possible below the TV column.

The revolving TV column 52 is suitable for flat screens with a screen diagonal of 38"-52" (96-132 cm), max. load: 35 kg

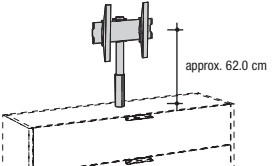
The revolving TV column 65 is suitable for flat screens with a screen diagonal of 38"-65" (96-165 cm), max. load: 40 kg.

TV column 52



approx. 42.0 cm

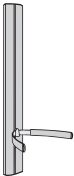


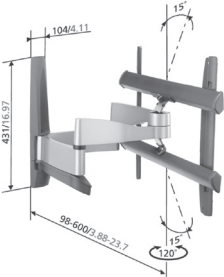
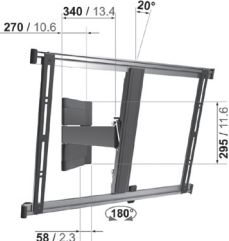
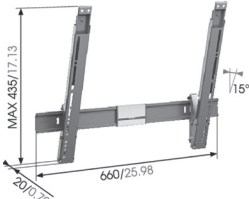
TV column 65









approx. 62.0 cm

TV column 52	TV column 65
9404	9403


Column system, flat screen supports

<p>Column system consisting of a metal column (for fitting anywhere on wall) and of audio/DVD support(s), for fitting anywhere on column.</p> <p>Example of use:</p> 	<p>Columns of metal; for fitting anywhere on walls above top rim of plinth slat; cables can be laid and hidden at any height; audio/DVD supports can be fitted anywhere on the column.</p>  <table><tr><td>36.8 cm high</td><td>64.1 cm high</td></tr><tr><td>9201</td><td>9202</td></tr></table>	36.8 cm high	64.1 cm high	9201	9202	<p>Audio/DVD support of metal; can be positioned at any height on the column and be adjusted to suit audio/DVD players of any size; with rubber padding at front to prevent units from slipping; max. load: 10 kg</p>  <p>9203</p>
36.8 cm high	64.1 cm high					
9201	9202					
<p>Flat screen support EFW 6345, ideally adaptable The flat screen support can be adjusted 3-dimensionally. It is suitable for flat screens with a screen diagonal of 81-165 cm (32"-65"); max. load: 45 kg. Go to www.vogels.com to check if your flat screen can be fitted on this flat screen support. Enter the name EFW 6345. After a few steps you can see if your flat screen TV is compatible with the flat screen support.</p> <p>Flat screen support compatible with VESA Norm standard: min.: 100 x 200 mm max.: 700 x 450 mm</p> 	<p>Flat screen support THIN 345, ideally adaptable The flat screen support can be adjusted 3-dimensionally. It is suitable for flat screens with a screen diagonal of 102-165 cm (40"-65") and a maximum depth of 5.0 cm; max. load: 25 kg. Go to www.vogels.com to check if your flat screen can be fitted on this flat screen support. Enter the name THIN 345. After a few steps you can see if your flat screen TV is compatible with the flat screen support.</p> <p>Flat screen support compatible with VESA Norm standard: min.: 100 x 100 mm max.: 600 x 400 mm</p> 	<p>Flat screen support THIN 315 The flat screen support can be angled up to a max. 15°. It is suitable for flat screens with a screen diagonal of 102-165 cm (40"-65") and a maximum depth of 5.0 cm; max. load: 25 kg. Go to www.vogels.com to check if your flat screen can be fitted on this flat screen support. Enter the name THIN 315. After a few steps you can see if your flat screen TV is compatible with the flat screen support.</p> <p>Flat screen support compatible with VESA Norm standard: min.: 100 x 100 mm max.: 600 x 400 mm</p> 				
<p>for fitting anywhere on wall</p> <p>9204</p>	<p>for fitting anywhere on wall</p> <p>9304</p>	<p>for fitting anywhere on wall</p> <p>9504</p>				


Accessories for drawers

	for 35 cm front width	for 52 cm front width	for 70 cm front width	for 105 cm front width	for 1/2 drawer, 140 cm wide
 Tableau with grey fabric lining	8624	8625	8626	8627	8626
 CD holder for drawers Please state in your order and drawing exactly in which 2 Raster drawer the CD holder is to be fitted		8425	8426	8427	8426
 DVD/Blu-Ray holder for drawers Please state in your order and drawing exactly in which 2 Raster drawer the DVD/Blu-Ray holder is to be fitted.		8325	8326	8327	8326
  Cutlery box of metal, with grey fabric lining inside; incl. compartments	17.6 cm wide			35.2 cm wide	
	855			856	
 Cutlery holder with grey fabric lining, for fitting in drawers Set 1: for 60 pcs cutlery Set 2: for 17 serving utensils	Set 1: for standard cutlery like spoons, forks, knives, etc.			Set 2: for sauce ladles, cake forks, cake servers, etc.	
	116			117	

Fitted shelves

 <p>Fitted shelf 1.9 cm thick</p>	for 35 cm front width	for 52 cm front width	for 70 cm front width and 1/2 compartment of 140 cm front width	for 105 cm front width (not possible behind flaps)
	134	154	174	1104

Lamps

 <p>Integrated LED spotlamp Ø 7.1 cm Integrated LED spotlamp incl. footswitch.</p> <p>This luminaire contains built-in LED lamps of the energy classes A++ to A. The lamps cannot be changed in the luminaire. 12 V; 2.9 W</p>	<p>2.9 W</p> <p>7941</p>
--	---------------------------------

Remote control unit with changing colours

The lamps are normally operated by an external footswitch. The colour temperature of the LED lamps is cold white if a footswitch is used. A 4-channel remote control unit is also available as an alternative, which is charged extra. Several lamps can be operated with each of the 4 channels. All 4 channels can be dimmed separately at the push of a button. The colour temperature of all 4 channels can be set to any level from cold white (= the basic setting of the LED lamps) to warm white. If warm white is required, a remote control unit must be ordered. It is also possible to switch all channels on and off simultaneously with the "all on" or "all off" buttons. Up to 4 transmitters can operate as many receivers as required (master-slave function). The remote control unit consists of one transmitter and one receiver. If several receivers are required because of the arrangement of the furniture units, these and the corresponding cables are provided ex-works (no surcharge). The footswitch is omitted when the remote control unit is used.

Please be sure to observe the information and notes given in the chapter “Switch options for lamps”!



2019

DINING ROOMS Dining tables and chairs

DINING ROOMS

hülsta offers a room concept to meet all requirements in comfort, beauty of form and attractiveness with a comprehensive collection of dining room tables and chairs matching our living room ranges.

The **dining tables** in a wide variety of sizes (with and without pullout function) in all wood surface versions and in contemporary design, as well as the **dining chairs** that can be combined individually using different armrests, comfort features, high-grade cover fabrics (leather, textiles) and metal surfaces can all be found – together with the dining room furniture available from hülsta – in the separate “**DINING COLLECTION**” type list.



Coffee tables CT 180

Lists of versions: see page 2

Coffee tables CT 180

The **CT 180** coffee table in sizes of 111 x 47.6 cm and 111 x 111 cm provides one or two drawers which are opened in opposite directions.

You will find the CT 180 coffee table as well as other coffee tables on page **23** and in the separate **“Coffee tables”** chapter in the “LIVING ROOM COLLECTION” type list.



Coffee tables

Coffee tables

hülsta offers a comprehensive **collection of coffee tables**, which not only match the hülsta furniture ranges perfectly but can also be combined with other products that are available on the market. You will find these coffee tables in a number of designs, sizes and versions in the separate **“Coffee tables”** chapter in the “LIVING ROOM COLLECTION” type list.





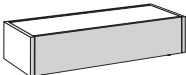
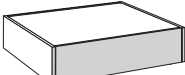
CT 180

The CT 180 coffee table in sizes of 111 x 47.6 cm and 111 x 111 cm provides one or two drawers which are opened in opposite directions.



List of versions

Model no.	Carcase and front	Price group	Changing versions: For CT 180 it is also possible to order tabletop, table carcass and drawer(s) in different versions. Please mark the changed colour parts in the order. When versions from different price groups are exchanged, the higher price group is always charged (except: changed versions of tabletop).
648 695	Pure white lacquer Planked oak	I II	
Model no.	Accent: Tabletop	 Note: The concrete grey accent colour version is only available for the tabletop.	
656	Concrete grey		

Coffee tables CT 180			Tabletop of coffee table optionally available in concrete grey version (without surcharge). Please state clearly in the order!
Coffee tables CT 180 on 1.8 cm high plinth adjusters; 28.8 cm high			
	111 x 47.6 cm		111 x 111 cm
	1 drawer		2 drawers
Price gr. I II	151		111