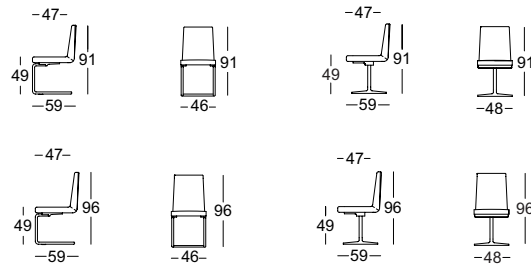




## Chair

- Cover
- Fibreglass-strengthened plastic seat and back piece. Back with moulded polyurethane foam. Seat with embedded micro-coiled springs and moulded polyurethane foam on top. All foam pieces covered with polyester fleece
- Connector joining seat piece and leg frame made from sandblasted, cast aluminium
- Round or alternatively rectangular tubular swing-type frame, optionally with matt or polished chrome. Or alternative:
- Pedestal made from pressed steel base plate with welded steel tubing and 360° swivelling mechanism. Surfaces in a choice of matt or polished chrome
- Arm piece for a supplement: • shaped plywood available in oak veneer, stained in Rolf Benz shades, or in hazelnut veneer, or
  - leather covered

! Wave formation and depressions in the seat area are unavoidable, due to comfort and design reasons, even in high quality Rolf Benz upholstered furniture. All measurements are approximate.



Side element version

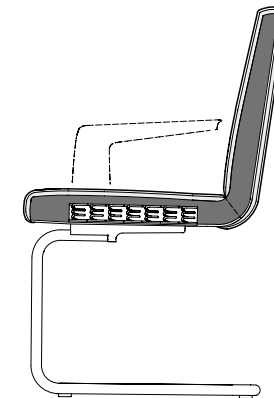
leather covered



Oak



Walnut



Round tubular swing frame

matt chrome



polished chrome



Square tubular swing frame

matt chrome



polished chrome



Plate leg

matt chrome



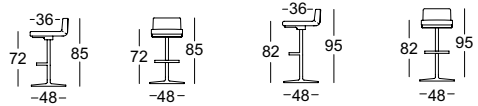
polished chrome



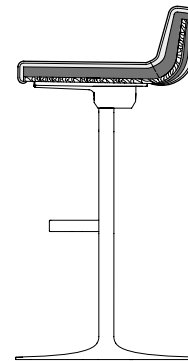
## Bar stool

- Cover
- Beech plywood seat
- Seat made from polyurethane foam, constructed in layers of different thicknesses and firmnesses, matched to one another, and covered with polyester fleece
- Pedestal made from pressed steel base plate with welded steel tubing and 360° swivelling mechanism. Surfaces in a choice of matt or polished chrome

! Wave formation and depressions in the seat area are unavoidable, due to comfort and design reasons, even in high quality Rolf Benz upholstered furniture. All measurements are approximate.



Seat heights available

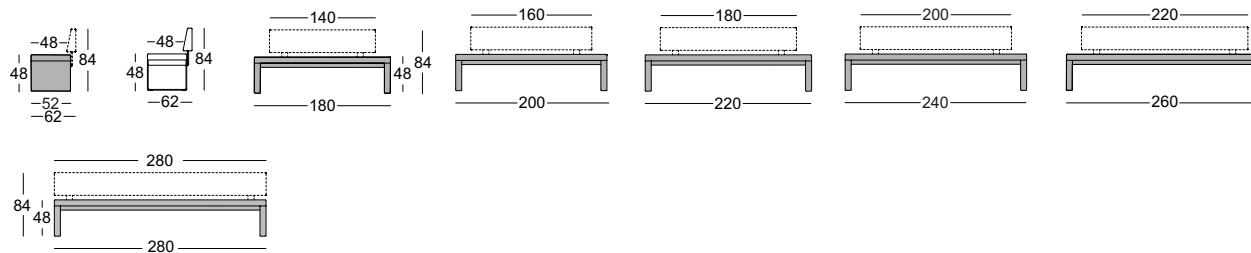


## Bench

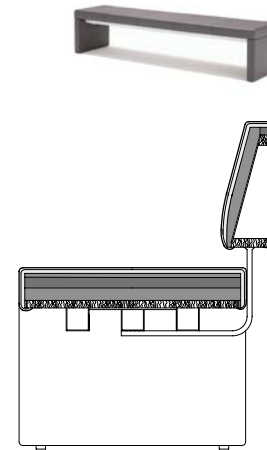
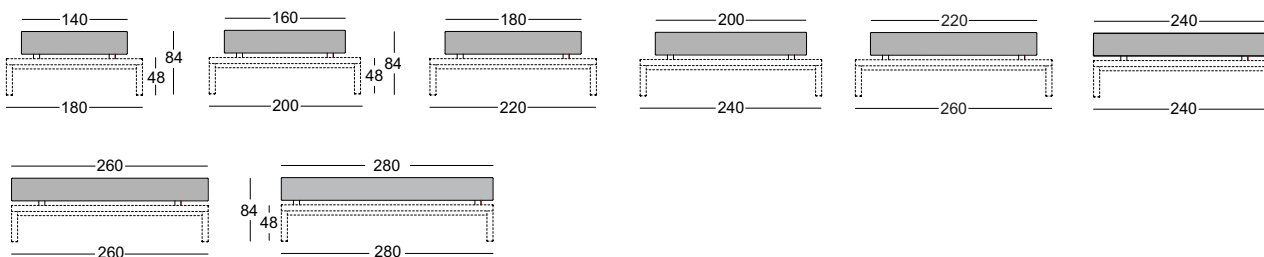
- Cover
- Seat with visible metal frame made from steel tubing, painted with a textured surface
- Seat made from polyurethane foam, constructed in layers of different thicknesses and firmnesses, matched to one another, and covered with polyester fleece
- Back with wooden frame inside
- Back surface made from polyurethane foam, covered in polyester fleece
- Visible connectors joining seat and back made from steel, finished in a choice of matt or polished chrome
- Leg types – a choice of:
  - covered end-piece or
  - metal runner, in a choice of • polished chrome • matt chrome

! Wave formation and depressions in the seat area are un-avoidable, due to comfort and design reasons, even in high quality Rolf Benz upholstered furniture. All measurements are approximate.

Bench, optionally with or without back



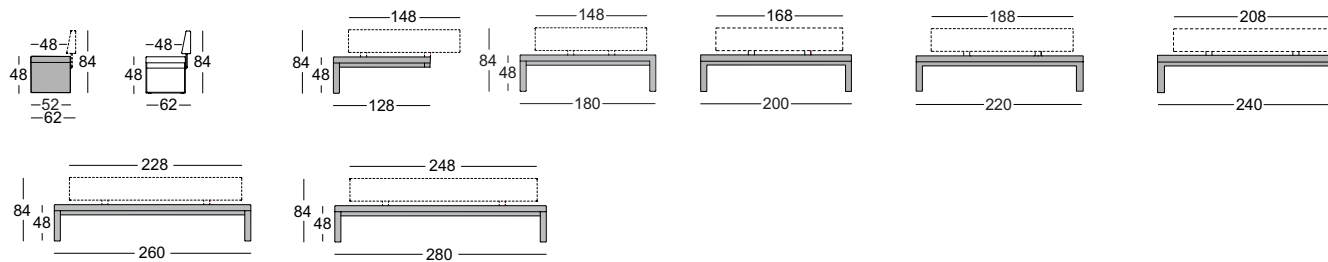
Back sizes for bench



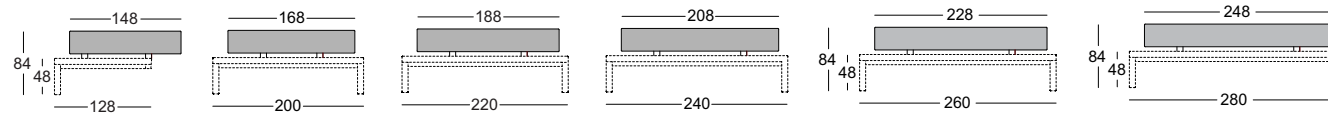
## Bench



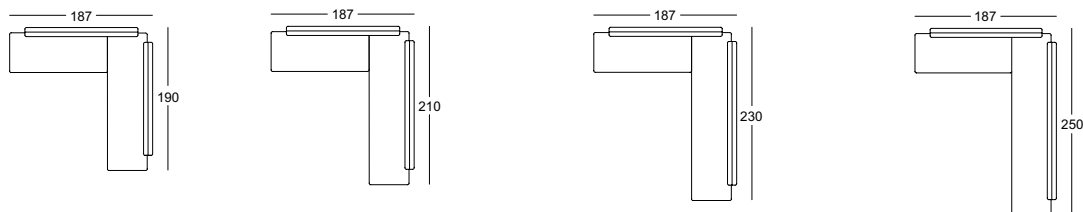
Corner seat, optionally with or without back



Back sizes (RU) for corner seat



Combination examples



A-BA 128/RU 148 le.  
EA-BA 180/RU 148 ri.

A-BA 128/RU 148 le.  
EA-BA 200/RU 168 ri.

A-BA 128/RU 148 le.  
EA-BA 220/RU 188 ri.

A-BA 128/RU 148 le.  
EA-BA 240/RU 208 ri.