

# technical data

## ROLF BENZ 626 SINUS CLASSIC



- › Cover quilted underneath with non-woven polyester.
  - › Seat and back support shell in plastic. Seat and back in shaped polyurethane foam. Seat contains additional insert of polyurethane foam.
  - › Back shell plastic, covered in high-gloss black, high-gloss white, or leather.
  - › Base variants:
    - › Cantilever (tubular) in high-gloss or matt chrome.
  - › Wooden base according to Rolf Benz colour chart: optional oak in colours H65, H70 or H98, or in American walnut.
  - › Four legs metal in high-gloss or matt chrome.
  - › Runners in high-gloss or matt chrome.
- ! Wave formation and depressions in the seat area are unavoidable, due to comfort and design reasons, even in high quality Rolf Benz upholstered furniture. All measurements are approximate.

## ROLF BENZ 626 SINUS COMFORT

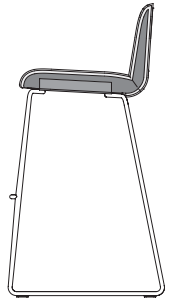


- › Cover quilted underneath with non-woven polyester.
  - › Seat and back support shell in plastic. Seat and back in shaped polyurethane foam. Seat contains insert of micro springs.
  - › Back shell plastic, covered in high-gloss black, high-gloss white, or leather.
  - › Base variants:
    - › Cantilever (tubular) in high-gloss or matt chrome.
  - › Wooden base according to Rolf Benz colour chart: optional oak in colours H65, H70 or H98, or in American walnut.
  - › Four legs metal in high-gloss or matt chrome.
  - › Runners in high-gloss or matt chrome.
- ! Wave formation and depressions in the seat area are unavoidable, due to comfort and design reasons, even in high quality Rolf Benz upholstered furniture. All measurements are approximate.



## ROLF BENZ 626 SINUS CLASSIC

- › Cover quilted underneath with non-woven polyester.
- › Seat and back support shell in plastic.  
Seat and back in shaped polyurethane foam.  
Seat contains additional insert of polyurethane foam.
- › Base variants:
  - › Runner in high-gloss or matt chrome in two seat heights.
- › Circular base in high-gloss chrome in two seat heights with swivel mechanism and return mechanism.
- ! Wave formation and depressions in the seat area are unavoidable, due to comfort and design reasons, even in high quality Rolf Benz upholstered furniture. All measurements are approximate.

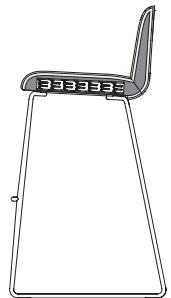


2 Seat heights available



## ROLF BENZ 626 SINUS COMFORT

- › Cover quilted underneath with non-woven polyester.
- › Seat and back support shell in plastic.  
Seat and back in shaped polyurethane foam.  
Seat contains insert of micro springs.
- › Base variants:
  - › Runner in high-gloss or matt chrome in two seat heights.
- › Circular base in high-gloss chrome in two seat heights with swivel mechanism and return mechanism.
- ! Wave formation and depressions in the seat area are unavoidable, due to comfort and design reasons, even in high quality Rolf Benz upholstered furniture. All measurements are approximate.



2 Seat heights available



## BACK SHELL

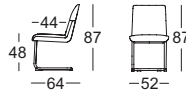
high-gloss black



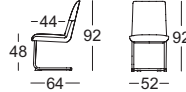
high-gloss white



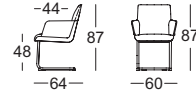
leather covered



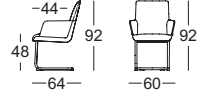
STU-FS



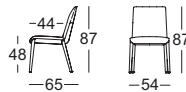
H-STU-FS



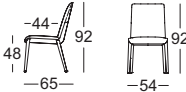
STU-FS-AT



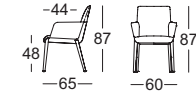
H-STU-FS-AT



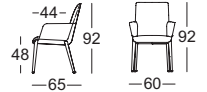
STU-VF Holz



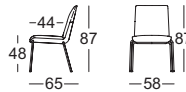
H-STU-VF Holz



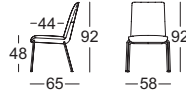
STU-VF Holz  
AT bez.



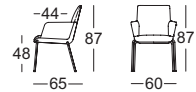
H-STU-VF Holz  
AT bez.



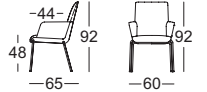
STU-VF Metall



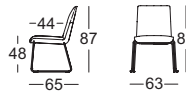
H-STU-VF Metall



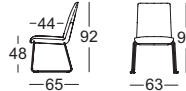
STU-VF Metall  
AT bez.



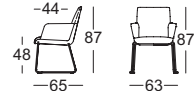
H-STU-VF Metall  
AT bez.



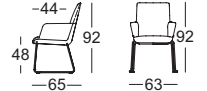
STU-KU



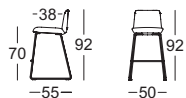
H-STU-KU



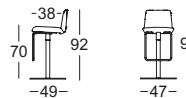
STU-KU AT bez.



H-STU-KU AT bez.



BAR-HCK KU



BAR-HCK Teller

## ROLF BENZ 975



- › Height 111 cm: 70 cm, round (height of table top: 100 cm) or height 121 cm: 70 cm, round (height of table top: 110 cm)
- › Table top:
  - › Solid American walnut or solid oak, according to colour chart
  - › MDF painted in: RAL 1020 olive yellow or RAL 9010 white

- › Base and column:
  - › Base and column painted in: RAL 9010 white or RAL 7021 black grey
  - › Leg painted in: RAL 7021 black grey, column painted in: RAL 1020 olive yellow
  - › Leg painted in: RAL 7030 stone grey, column painted in: RAL 9010 white



ROLF BENZ 8960 CO-SINUS 1



ROLF BENZ 8930 CO-SINUS 2

- › Height 75 cm:  
160, 180, 200, 220, 240 x 98 cm
- › Table top: Solid American walnut or solid oak,  
according to colour chart,  
thickness 25 mm
- › Legs: Match finish of table top
- › Optional extension: Folding extension leaf of  
MDF, painted in RAL 9003 white or RAL 7021  
black grey  
Extension = 85 cm  
(except for table 160 x 98 cm = 60 cm long)

- › Height 75 cm:  
160, 180, 200, 220, 240 x 98 cm
- › Table top: Solid American walnut or solid oak,  
according to colour chart,  
thickness 25 mm
- › Legs: Cast aluminium leg polished
- › Optional extension: Folding extension leaf of  
MDF, painted in RAL 9003 white or RAL 7021  
black grey  
Extension = 85 cm  
(except for table 160 x 98 cm = 60 cm long)



ROLF BENZ 8990 CO-SINUS 3



ROLF BENZ 8970 CO-SINUS 4

- › Height 75 cm:  
200, 220, 240 x 98 cm
- › Tabletop:
  - › Amerikan walnut veneer or oak veneer,  
according to colour chart or
  - › MDF painted in RAL 7021 black grey  
or RAL 9003 white,  
thickness 25 mm
- › Frame: Wire frame, powder coated in  
RAL 7021 black grey or RAL 9003 white

- › Height 75 cm:  
160, 180, 200, 220, 240 x 98 cm
- › Table top:
  - › American walnut veneer or oak veneer,  
according to colour chart
  - › MDF painted in RAL 7021 black grey  
or RAL 9003 white,  
thickness 25 mm
- › Frame: Tubular steel polished chrome or matt  
chrome

