

TECHNICAL DATA

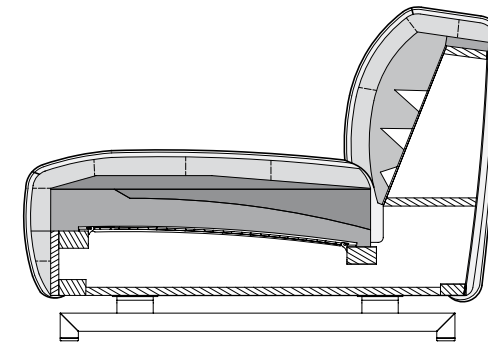
ROLF BENZ TENO



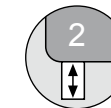
**ROLF
BENZ**

- Wooden inner frame
- Nosag spring support
- Seat made of high-quality cold foam, covered with a downy-soft mat worked into ticking chambers and filled with foam rods and polyester fibres
- Back made of polyurethane foam, covered with a mat to achieve a down-like effect, which has chambers worked into it and is filled with foam rods and polyester fibres.
- Upholstery cover glued-on nonwoven polyester
- Back cover quilted underneath with polyester nonwoven
- Seat height options 41 cm or 44 cm
 - Steel brace options
 - painted textured silver
 - painted RAL 9017 traffic black
 - painted RAL 7022 umbra grey

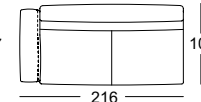
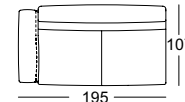
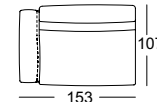
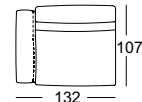
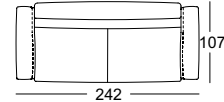
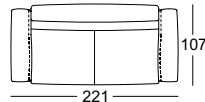
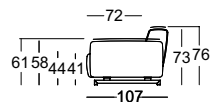
! Wave formation and depressions in the seat area are unavoidable, due to comfort and design reasons, even in high quality Rolf Benz upholstered furniture. All measurements are approximate.



Seat heights available



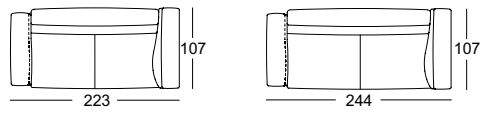
Sofa



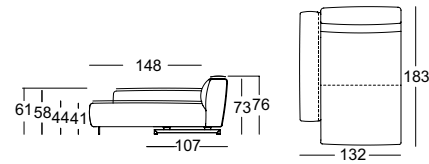
Sectional sofa element*

**ROLF
BENZ**

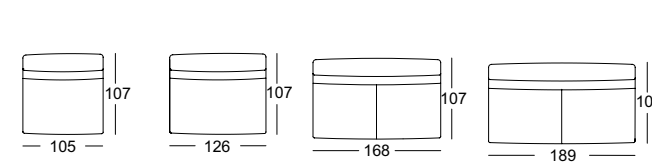
Sectional corner sofa*



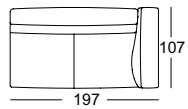
Sectional sofa element
extra large*



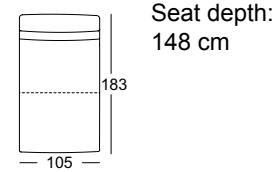
Sectional sofa



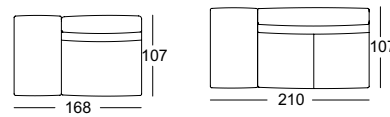
Corner sectional sofa*



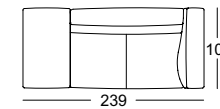
Sectional sofa extra large



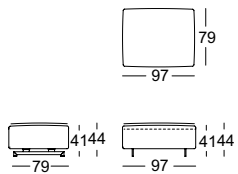
Sectional sofa with fixed footstool*



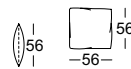
Corner sectional sofa with fixed foot-
stool*



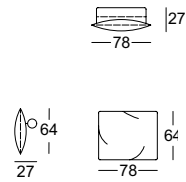
Upholstered bench



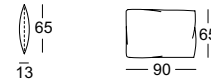
Back cushion



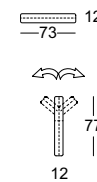
Back cushion with roll



Back cushion mat

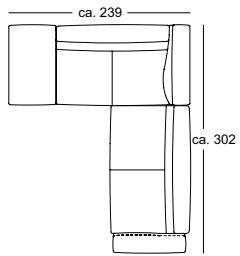


Adjustable back cushion mat

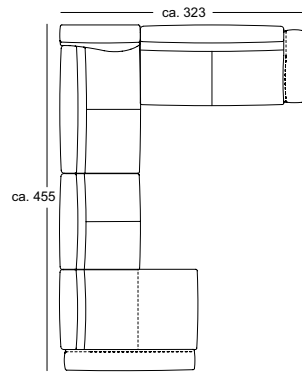


*These elements are only shown in the left version. They are also available in the right version.

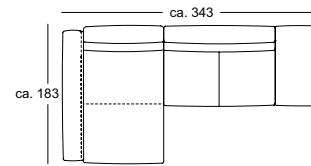
Combination examples:



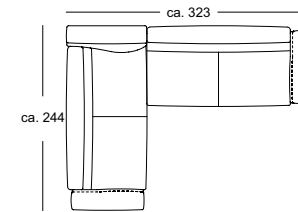
E-ARB-PSZ 550/239 le.
ASO 550/195 ri.



XL-ASO 550/132 le.
ARB 550/126
E-ARB 550/197 le.
ASO 550/216 ri.



XL-ASO 550/132 le.
ARB-PSZ 550/210 ri.



E-ASO 550/244 le.
ASO 550/216 ri.