



now! flexx EVERYTHING NEAT AND TIDY.

Looks great from the outside - but wait till you see what's inside! Things have changed a lot when it comes to the good old wardrobe. now! flexx has as many practical features, compartments and possibilities to offer as you have wishes to fulfil. And this applies to the format, too, because you can choose from different widths and two heights; you have options of hinge-door units or units completely without doors, and a lot of beautiful surface versions. Thanks to the different heights there are no limits to your creativity and even the walk-in wardrobe has become a living room dream that you can realise. The wardrobe units from now! flexx match all the other now! ranges - and accents, frames and lamps make now! flexx just perfect.

Planning notes

Lists of versions

Wardrobe exterior carcass versions

Price group I
White lacquer
Grey lacquer
Price group II
Natural oak
Core walnut

Wardrobe interior carcass in standard white lacquer

Wardrobe front versions

Price group I
White lacquer
Grey lacquer
High-gloss white lacquer
High-gloss grey lacquer
High-gloss sand lacquer
Price group II
Natural oak
Core walnut

Door with accent and open compartment versions

Price group I
White lacquer
Grey lacquer
Price group II
Natural oak
Core walnut

Knob versions

Standard version
Stainless steel
Optionally available in:
White lacquer
Sand lacquer
Grey lacquer
Natural oak
Core walnut

- **hülsta-MagicClose:** All wooden hinge-doors with hülsta-MagicClose (gentle closing)
- **hülsta-SoftFlow:** All drawers with auto pull-in feature with brake as fully pull-out units
- Since 1996, we are entitled to label all of our modular furniture and base frames with the strictly regulated "Blue Angel", which awards products that are low in emissions and especially environmentally friendly.

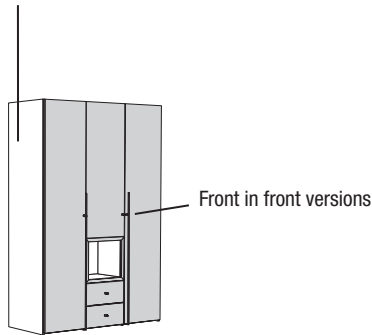


Doors and drawers are supplied in a standard version with knobs of stainless steel. Knobs in one of the versions listed above are also possible as an alternative (without surcharge). Please state the required version clearly in the order!

Planning notes

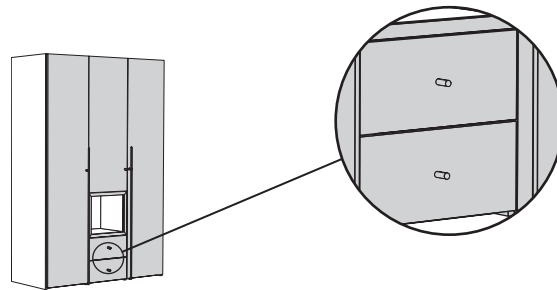
Wardrobe

Carcase in wardrobe exterior carcase versions;
wardrobe interior carcase in standard white lacquer



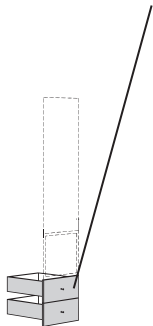
Knobs

Knobs in knob versions



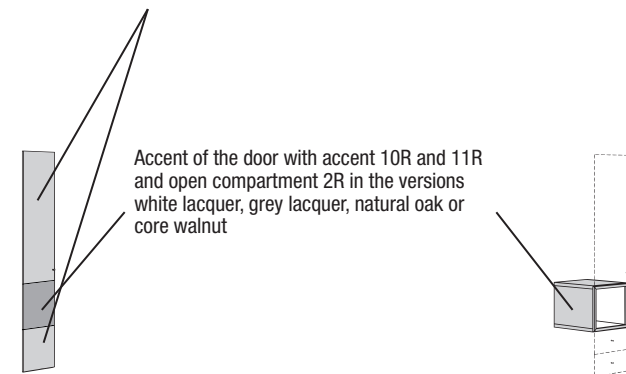
Drawers 2R

Drawers 2R in all versions (white lacquer, grey lacquer, high-gloss white lacquer, high-gloss grey lacquer, high-gloss sand lacquer, natural oak or core walnut); changing versions within the drawer fronts are possible.



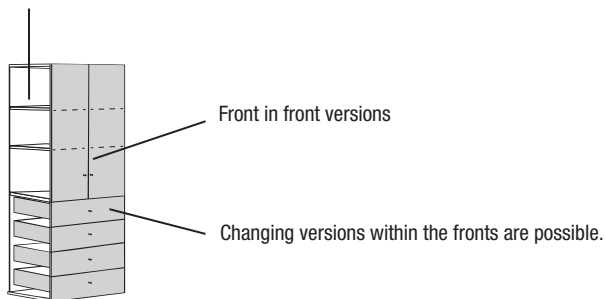
Door with accent 10R and 11R and open compartment 2R

Top and bottom section of the door with accent 10R and 11R in all front versions



Intermediate units

Carcase in wardrobe exterior carcase versions;
wardrobe interior carcase in standard white lacquer



Exchanging versions:

In now! flexx colour combinations within individual units are possible. In this case please state the versions clearly and separately in the order! If versions from different price groups are exchanged, the higher price group is always charged. **Please state all the versions clearly in the order!**

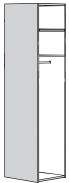
Please be sure to see the „now! general“ chapter on the following subjects:

- Important notes on including lighting
- Remote control set for LED lamps
- IR repeater set for lowboards
- Flatscreen TV sizes overview
- Flap hinge
- Wall units
- Maximum loads
- Quality of walls / assembly instructions

Planning notes

Planning a wardrobe

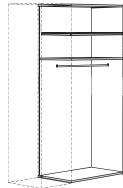
Planning step 1



Choice of basic unit
in the required version as well as height and width

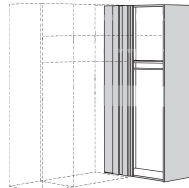
Please note: 1 basic unit is required for each wardrobe project.

Planning step 2



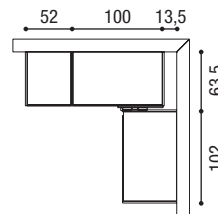
Choice of extension units
in the required version and width

Please note: As many extension units as required can be included.



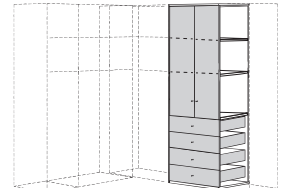
Choice of optional corner extension unit
in the required version

Please note: 1 door must be ordered for the corner extension unit.



Sketch of a combination with a corner extension unit

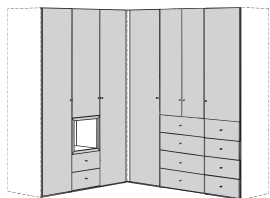
Please remember the dimensions when planning!



Choice of optional intermediate units
in the required version

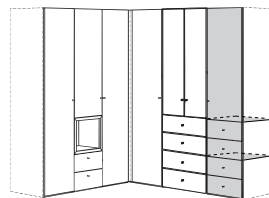
Note: Only suitable as an intermediate unit (between two wardrobe units). Two intermediate units can also be placed adjacently to one another.

Planning step 3

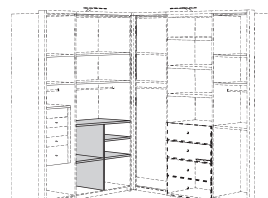


Choice of front(s)
in the required version und height

Please note: If several fronts are fitted on top of one another, their individual heights must amount to 10R (for 225.4 cm height) or 11R (for 247.8 cm height).



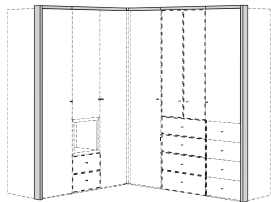
If different fronts meet at a particular height, such as the set of 2 drawers, the 2 Raster open compartment or doors, linen shelves must be fitted at this position. In the case of a set of 2 drawers, it is not necessary to fit a linen shelf between these drawers.



If 39.6 (or 49.6) cm wide units, such as the 2 Raster open compartment or doors, are included in a 82/80 (or 102/100) cm wide wardrobe unit, a partition incl. cover shelf must be included.

Planning optional accessories: passepartout - lamps - inside fittings - knobs/rod handle/handle grip

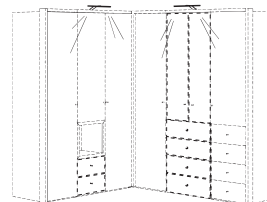
Planning step 4



Choice of matching passepartout in the required version

Please note: Vertical passepartout can only be fitted in combination with the horizontal passepartout.

Planning step 5



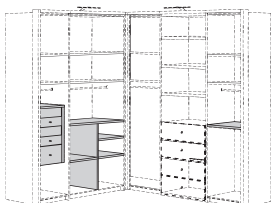
Choice of lamps

such as:

- Top LED lamp
- LED light strip for open compartment
- LED lamps for passepartout

Please note: Remote control for LED lamps is possible, see "now! general" chapter!

Planning step 6

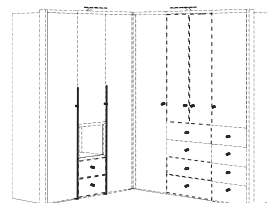


Choice of interior fittings

such as:

- Linen and intermediate shelves
- Sets of drawers
- Further accessories such as trouser or tie holders

Planning step 7



Choice of knobs/rod handle/handle grip

in the required version

Please note: Doors and drawers are supplied in a standard version with knobs of stainless steel. Alternative knobs in other versions are possible (without surcharge; see the first introductory page). Please state the required version clearly in the order!

The rod handle and handle grip can only be fitted on 10R and 11R high wardrobe doors (against a surcharge)!

NEW

Special combination

Changing versions:
In now! flexx colour combinations within individual units are possible. In this case please state the versions clearly and separately in the order! If versions from different price groups are exchanged, the higher price group is always charged. **Please state all the versions clearly in the order!**

Knob versions
Doors and drawers are supplied in a standard version with knobs of stainless steel. Knobs in another version are also possible as an alternative (without surcharge). **Please state the required version clearly in the order!**

Special combinations are arrangements that are reduced in price. This price advantage is only available when the arrangement is ordered exactly as described.
The special combinations can be enhanced by including accessories. These are charged extra.
If versions from different price groups are exchanged, the higher price group is always charged.
Please state all the versions clearly in the order!

ADVANTAGE!

Lists of versions for wardrobe:

For more information on the wardrobe see the following pages!

Wardrobe exterior carcass versions

- Price group I
White lacquer
Grey lacquer
- Price group II
Natural oak
Core walnut

Wardrobe interior carcass in standard white lacquer

Wardrobe front versions

- Price group I
White lacquer
Grey lacquer
High-gloss white lacquer
High-gloss grey lacquer
High-gloss sand lacquer
- Price group II
Natural oak
Core walnut

Lists of versions for bed:

For more information on the bed see the **now!** sleeping chapter!

Bed frame versions

- Price group I
White lacquer
Grey lacquer
Natural oak
Core walnut

Upholstered headboard C versions

- Smooth fabric light grey
Smooth fabric almond white
Smooth fabric smoked quartz

Lists of versions for ancillary table:

For more information on the ancillary table see the **now!** coffee tables chapter!

Substructure versions

- Metal powder-coated white
Metal powder-coated grey

Tabletop versions

- Price group I
White lacquer
Grey lacquer
Lemon lacquer
Petrol lacquer
Teal blue lacquer
Natural oak
Core walnut

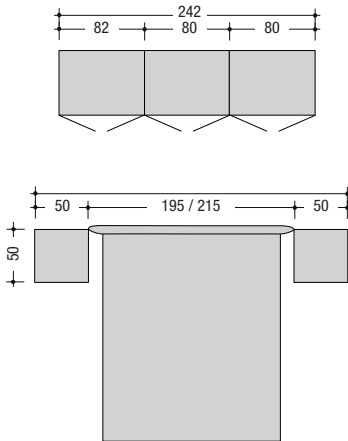
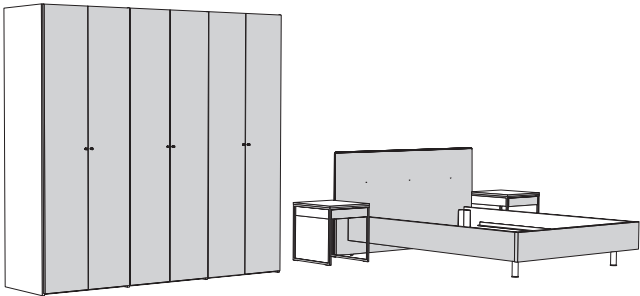
Drawer versions

- Price group I
White lacquer
Grey lacquer

Special combination consisting of:

- 6-door hinge-door wardrobe, 225.4 cm high, 242 cm wide (now! wardrobes: now! flexx)
- Bed with upholstered headboard C, optionally 160 or 180 cm wide (now! sleeping: now! time)
- Two ancillary tables CT 17-2, 50 cm wide, incl. drawer (now! coffee tables)

Please state all the versions clearly in the order!



Article	Special combination	
Bed inside width	160	180
Order no.	996099	998099
Price group I *		
Price group II *		

Changing versions:
In now! flexx colour combinations within individual units are possible. In this case please state the versions clearly and separately in the order! **Please state all the versions clearly in the order!**

Knob versions
Doors are supplied in a standard version with knobs of stainless steel. Alternative knobs in white lacquer or grey lacquer are possible (without surcharge). **Please state the required version clearly in the order!**

Type list



● ● ● made in germany

Special combinations 10R (225.4 cm high)

Special combinations are arrangements that are reduced in price. This price advantage is only available when the arrangement is ordered exactly as described. The special combinations can be enhanced by including accessories. These are charged extra.

Wardrobe exterior carcass and wardrobe front are only available in the white lacquer or grey lacquer versions.
Please state all the versions clearly in the order!

ADVANTAGE!

Lists of versions for wardrobe:

For more information on the wardrobe see the following pages!

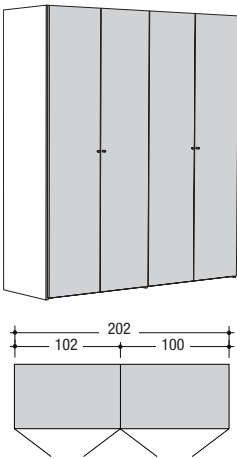
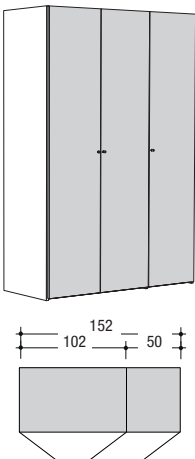
Wardrobe exterior carcass versions

Price group I
White lacquer
Grey lacquer

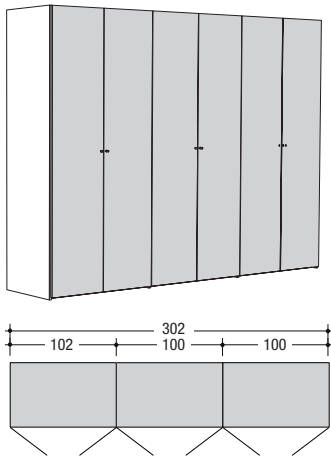
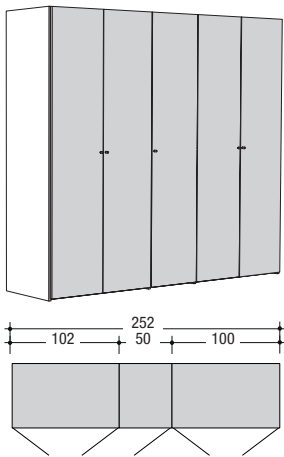
Wardrobe interior carcass in standard white lacquer

Wardrobe front versions

Price group I
White lacquer
Grey lacquer



Article	Special combination	Special combination
Wardrobe width	152	202
Order no.	990001 (as illustrated) / 991001 (vice versa)	990003
Price group I *		
Price group II *	-	-

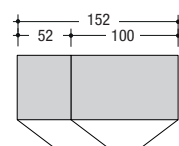
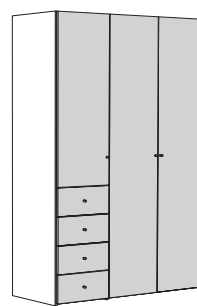
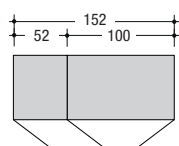
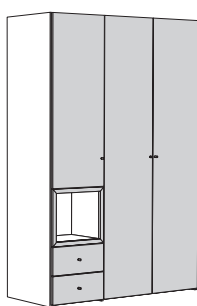


Article	Special combination	Special combination
Wardrobe width	252	302
Order no.	990004	990005
Price group I *		
Price group II *	-	-

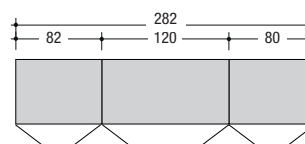
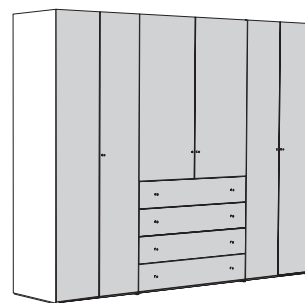
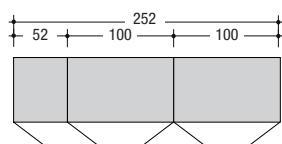
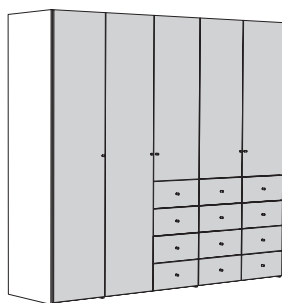
NEW

Suggested combinations 10R (225.4 cm high)

As an alternative to planning an individual unit from the complete range there is the possibility of choosing from specially suggested combinations. This eases planning. Incorporating accessories can enhance the suggested combinations. These are charged extra.



Article	Suggested combination	Suggested combination
Wardrobe width	152	152
Order no.	980507 (as illustrated) / 981507 (vice versa)	980508 (as illustrated) / 981508 (vice versa)
Price group I *		
Price group II *		



Article	Suggested combination	Suggested combination
Wardrobe width	252	282
Order no.	980505 (as illustrated) / 981505 (vice versa)	980501
Price group I *		
Price group II *		

Changing versions:
In now! flexx colour combinations within individual units are possible. In this case please state the versions clearly and separately in the order! If versions from different price groups are exchanged, the higher price group is always charged. **Please state all the versions clearly in the order!**

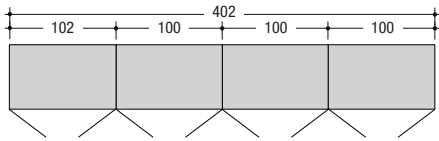
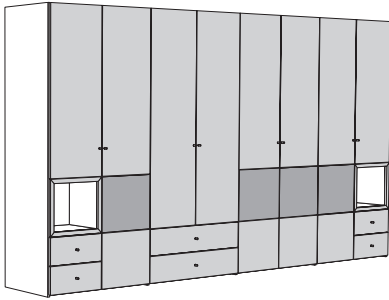
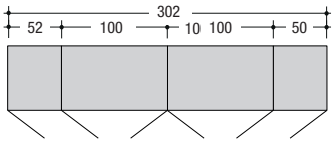
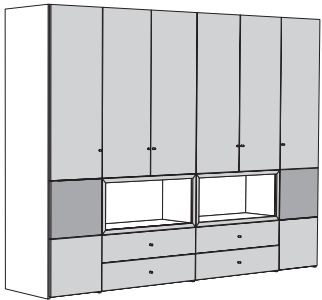
Knob versions
Doors and drawers are supplied in a standard version with knobs of stainless steel. Knobs in another version are also possible as an alternative (without surcharge). **Please state the required version clearly in the order!**
Suggested combinations 10R (225.4 cm high)

Type list

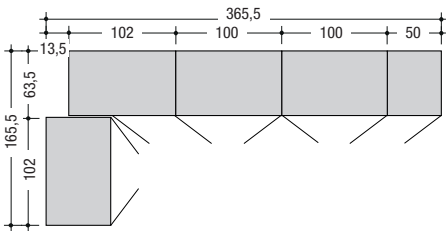
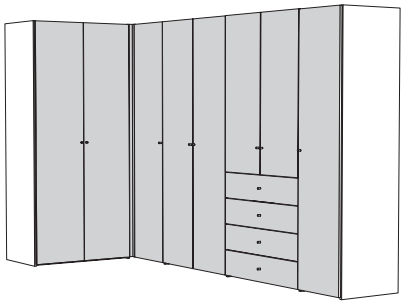


● ● ● made in germany

As an alternative to planning an individual unit from the complete range there is the possibility of choosing from specially suggested combinations. This eases planning. Incorporating accessories can enhance the suggested combinations. These are charged extra.



Article	Suggested combination	Suggested combination
Wardrobe width	302	402
Order no.	980502	980506 (as illustrated) / 981506 (vice versa)
Price group I *		
Price group II *		



Article	Suggested combination	
Wardrobe width	165.5 x 365.5	
Order no.	980503 (as illustrated) / 981503 (vice versa)	
Price group I *		
Price group II *		

Wardrobe system

225.4 cm high

(247.8 cm high wardrobes:
see following double page)

For each project please remember to leave a 2.0 cm gap to the ceiling and at the side for assembly!

Lists of versions: see introductory pages

Wardrobe basic units 10R

225.4 cm high

Standard interior fittings
per unit: 2 fitted shelves,
1 clothes rod

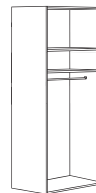
NEW

Now with 2 fitted shelves!

NEW



NEW



Article	Wardrobe basic units			
H x W x D in cm	225.4 x 42 x 59	225.4 x 52 x 59	225.4 x 82 x 59	225.4 x 102 x 59
Order no.	7402	7502	7702	7102
Price group I *				
Price group II *				

Doors for units 10R

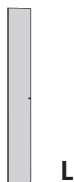
39.6 cm wide

If several fronts are fitted on top of one another,
their individual heights must amount to 10R!

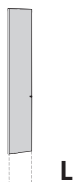
Door in all front versions,
accent in all accent
versions possible.

Mirror on white
lacquered base plate

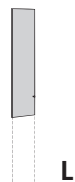
NEW



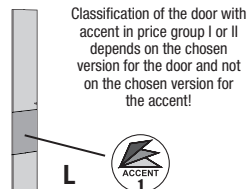
L



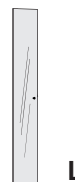
L



L



Classification of the door with
accent in price group I or II
depends on the chosen
version for the door and not
on the chosen version for
the accent!




L

Article	Door 10R	Door 8R	Door 6R	Door with accent 10R	Mirror door 10R
H x W x D in cm	223.6 x 39.6 x 2	178.8 x 39.6 x 2	134.0 x 39.6 x 2	223.6 x 39.6 x 2	223.6 x 39.6 x 2
Order no.	74101 L / 74102 R	74081 L / 74082 R	74061 L / 74062 R	74151 L / 74152 R	74301 L / 74302 R
Price group I *					
Price group II *					

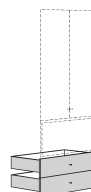
Drawer sets for units 10R

Drawers in all versions possible. Changing versions within the drawer fronts are possible. Please state all the versions clearly in the order!
If versions from different price groups are exchanged, the higher price group is always charged.
A linen shelf must be included as the top end unit

NEW



NEW



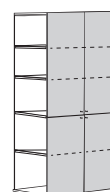
Article	Set of 2 drawers 2R			
H x W x D in cm	44.4 x 39.6 x 52	44.4 x 49.6 x 52	44.4 x 79.6 x 52	44.4 x 99.6 x 52
Order no.	7246	7255	7286	7295
Price group I *				
Price group II *				

Intermediate units 10R

225.4 cm high

Only suitable as an intermediate unit (between two wardrobe units). Two intermediate units can also be placed adjacently to one another. Changing versions within the fronts are possible. Please state all the versions clearly in the order! If versions from different price groups are exchanged, the higher price group is always charged.

NEW



Article	Intermediate unit E	Intermediate unit F	Intermediate unit G	Intermediate unit H
H x W x D in cm	225.4 x 50 x 55	225.4 x 100 x 55	225.4 x 120 x 55	225.4 x 120 x 55
Order no.	72031 L / 72032 R	7223	7243	7263
Price group I *				
Price group II *				

L/R = Door hinge left/right

E now! wardrobes 12. 2016

Type list

now! flexx
by hülsta

now! wardrobes
by hülsta

● ● ● made in germany

Wardrobe extension units 10R

225.4 cm high

Standard interior fittings
per unit: 2 fitted shelves,
1 clothes rod

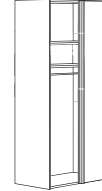
NEW

Now with 2 fitted shelves!

NEW

NEW

The corner extension unit can only be added on to a wardrobe basic unit. 1 door (see below) must be ordered for the corner extension unit. Required outer width: 115.5 cm (13.5 cm not usable).



R

Article	Wardrobe extension units				Corner extension unit incl. corner wardrobe panel
H x W x D in cm	225.4 x 40 x 59	225.4 x 50 x 59	225.4 x 80 x 59	225.4 x 100 x 59	225.4 x 102 x 59
Order no.	7412	7512	7712	7112	71221 L (vice versa) / 71222 R (as illustrated)
Price group I *					
Price group II *					

Doors for units 10R

49.6 cm wide

If several fronts are fitted on top of one another, their individual heights must amount to 10R!

Door in all front versions, accent in all accent versions possible.

Mirror on white lacquered base plate



L



L



L



L

Classification of the door with accent in price group I or II depends on the chosen version for the door and not on the chosen version for the accent!



L

Article	Door 10R	Door 8R	Door 6R	Door with accent 10R	Mirror door 10R
H x W x D in cm	223.6 x 49.6 x 2	178.8 x 49.6 x 2	134.0 x 49.6 x 2	223.6 x 49.6 x 2	223.6 x 49.6 x 2
Order no.	73101 L / 73102 R	73081 L / 73082 R	73061 L / 73062 R	73151 L / 73152 R	73301 L / 73302 R
Price group I *					
Price group II *					

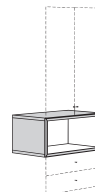
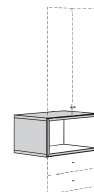
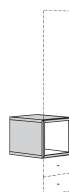
Open compartment for units 10R

Open compartment 2R in the versions "Door with accent and open compartment" possible.

Open compartment can only be fitted in 4 or 6R height, in 39.6 and 49.6 cm width also in 8R height (cannot be fitted at base of unit). A linen shelf must be included as the top and bottom end unit.

NEW

NEW



Article	Open compartment 2R			
H x W x D in cm	44.4 x 39.6 x 39.7	44.4 x 49.6 x 39.7	44.4 x 79.6 x 39.7	44.4 x 99.6 x 39.7
Order no.	7240	7250	7280	7290
Price group I *				
Price group II *				

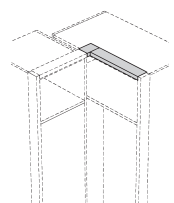
Passepartout for units 10R

Vertical passepartout can only be fitted in combination with the horizontal passepartout. Passepartout in white lacquer, grey lacquer and in all wood versions possible.

NEW

NEW

NEW



Article	Vertical passepartout	Horizontal passepartout					Horizontal passepartout for corner extension unit
H x W x D in cm	228.7 x 3.3 x 10	3.3 x 40 x 10	3.3 x 50 x 10	3.3 x 80 x 10	3.3 x 100 x 10	3.3 x 120 x 10	7611
Order no.	7622	7604	7605	7608	7610	7612	
Price group I *							
Price group II *							

Wardrobe system

247.8 cm high

(225.4 cm high wardrobes:
see previous double page)

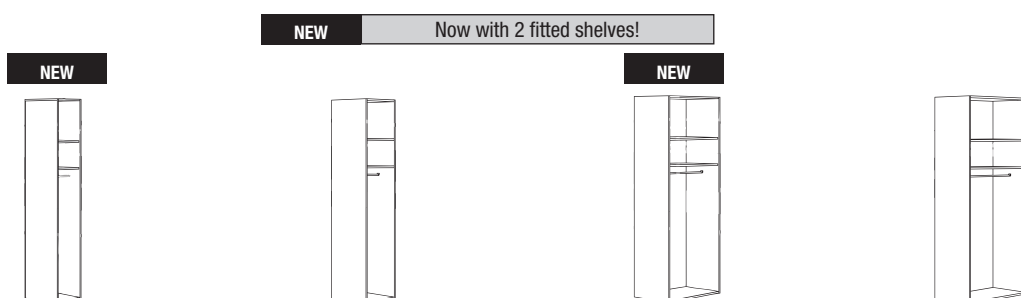
For each project please remember to leave a 2.0 cm gap to the ceiling and at the side for assembly!

Lists of versions: see introductory pages

Wardrobe basic units 11R

247.8 cm high

Standard interior fittings
per unit: 2 fitted shelves,
1 clothes rod



Article	Wardrobe basic units			
H x W x D in cm	247.8 x 42 x 59	247.8 x 52 x 59	247.8 x 82 x 59	247.8 x 102 x 59
Order no.	7404	7504	7704	7104
Price group I *				
Price group II *				

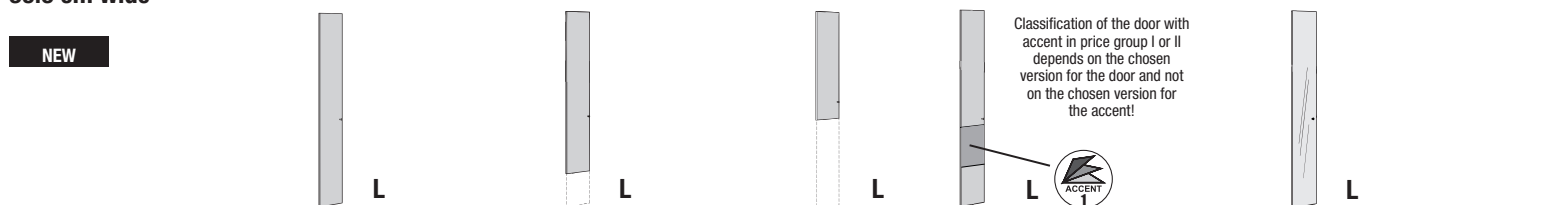
Doors for units 11R

39.6 cm wide

If several fronts are fitted on top of one another, their individual heights must amount to 11R!

Door in all front versions, accent in all accent versions possible.

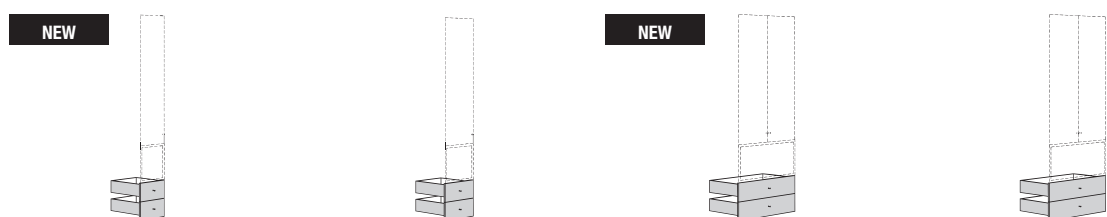
Mirror on white lacquered base plate



Article	Door 11R	Door 9R	Door 7R	Door with accent 11R	Mirror door 11R
H x W x D in cm	246 x 39.6 x 2	201.2 x 39.6 x 2	156.4 x 39.6 x 2	246 x 39.6 x 2	246 x 39.6 x 2
Order no.	74111 L / 74112 R	74091 L / 74092 R	74071 L / 74072 R	74161 L / 74162 R	74311 L / 74312 R
Price group I *					
Price group II *					

Drawer sets for units 11R

Drawers in all versions possible. Changing versions within the drawer fronts are possible. Please state all the versions clearly in the order!
If versions from different price groups are exchanged, the higher price group is always charged.
A linen shelf must be included as the top end unit

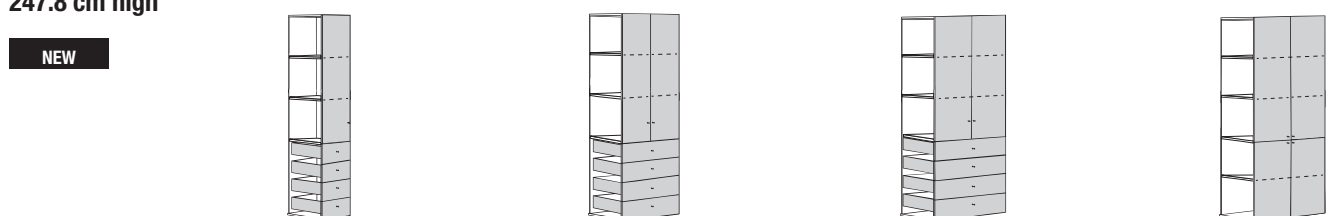


Article	Set of 2 drawers 2R			
H x W x D in cm	44.4 x 39.6 x 52	44.4 x 49.6 x 52	44.4 x 79.6 x 52	44.4 x 99.6 x 52
Order no.	7246	7255	7286	7295
Price group I *				
Price group II *				

Intermediate units 11R

247.8 cm high

Only suitable as an intermediate unit (between two wardrobe units). Two intermediate units can also be placed adjacently to one another. Changing versions within the fronts are possible. Please state all the versions clearly in the order! If versions from different price groups are exchanged, the higher price group is always charged.



Article	Intermediate unit E	Intermediate unit F	Intermediate unit G	Intermediate unit H
H x W x D in cm	247.8 x 50 x 55	247.8 x 100 x 55	247.8 x 120 x 55	247.8 x 120 x 55
Order no.	72051 L / 72052 R	7225	7245	7265
Price group I *				
Price group II *				

L/R = Door hinge left/right

E now! wardrobes 12. 2016

Type list

now! flexx
by hülsta

now! wardrobes
by hülsta

● ● ● made in germany

Wardrobe extension units 11R

247.8 cm high

Standard interior fittings
per unit: 2 fitted shelves,
1 clothes rod

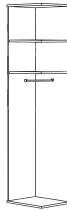
NEW



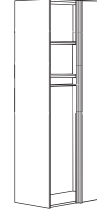
NEW

Now with 2 fitted shelves!

NEW



The corner extension unit can only be added on to a wardrobe basic unit. 1 door (see below) must be ordered for the corner extension unit. Required outer width: 115.5 cm (13.5 cm not usable).



R

Article	Wardrobe extension units				Corner extension unit incl. corner wardrobe panel
H x W x D in cm	247.8 x 40 x 59	247.8 x 50 x 59	247.8 x 80 x 59	247.8 x 100 x 59	247.8 x 102 x 59
Order no.	7414	7514	7714	7114	71241 L (vice versa) / 71242 R (as illustrated)
Price group I *					
Price group II *					


Doors for units 11R

49.6 cm wide

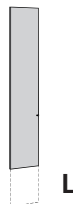
If several fronts are fitted on top of one another, their individual heights must amount to 11R!

Door in all front versions, accent in all accent versions possible.

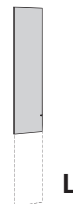
Mirror on white lacquered base plate



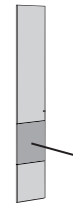
L



L

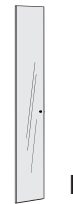


L



L

Classification of the door with accent in price group I or II depends on the chosen version for the door and not on the chosen version for the accent!



L

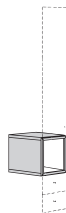
Article	Door 11R	Door 9R	Door 7R	Door with accent 11R	Mirror door 11R
H x W x D in cm	246 x 49.6 x 2	201.2 x 49.6 x 2	156.4 x 49.6 x 2	246 x 49.6 x 2	246 x 49.6 x 2
Order no.	73111 L / 73112 R	73091 / 73092 R	73071 L / 73072 R	73161 L / 73162 R	73311 L / 73312 R
Price group I *					
Price group II *					

Open compartment for units 11R

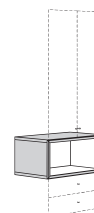
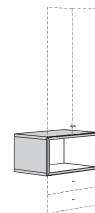
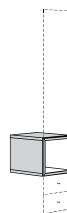
Open compartment 2R in the versions "Door with accent and open compartment" possible.

Open compartment can only be fitted in 4 or 6R height, in 39.6 and 49.6 cm width also in 8R height (cannot be fitted at base of unit). A linen shelf must be included as the top and bottom end unit.

NEW



NEW



Article	Open compartment 2R			
H x W x D in cm	44.4 x 39.6 x 39.7	44.4 x 49.6 x 39.7	44.4 x 79.6 x 39.7	44.4 x 99.6 x 39.7
Order no.	7240	7250	7280	7290
Price group I *				
Price group II *				

Passepartout for units 11R

Vertical passepartout can only be fitted in combination with the horizontal passepartout. Passepartout in white lacquer, grey lacquer and in all wood versions possible.

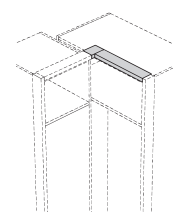
NEW



NEW



NEW



Article	Vertical passepartout	Horizontal passepartout					Horizontal passepartout for corner extension unit
H x W x D in cm	251.1 x 3.3 x 10	3.3 x 40 x 10	3.3 x 50 x 10	3.3 x 80 x 10	3.3 x 100 x 10	3.3 x 120 x 10	7611
Order no.	7624	7604	7605	7608	7610	7612	
Price group I *							
Price group II *							

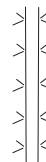
Lamps for wardrobe 10 and 11R

Top LED lamp, fitted on wardrobe;
incl. footswitch and preliminary transformer;
required assembly height: 4.6 cm

LED lamps for vertical passepartout (set of 2);
incl. footswitch and preliminary transformer

This luminaire contains built-in LED lamps of the energy classes A++ to A.
The lamps cannot be changed in the luminaire. 12 V

Remote control
for LED lamps:
Type 3333



Article	Top LED lamp	LED lamps for passepartout
Order no.	2.0 W	220 cm high, 6.0 W
RRP *	708060	708670

LED light strip, for fitting in open compartment 2R of the wardrobes;
incl. footswitch and preliminary transformer

This luminaire contains built-in LED lamps of the energy classes A++ to A.
The lamps cannot be changed in the luminaire. 12 V

Remote control
for LED lamps:
Type 3333

NEW



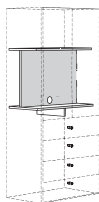
NEW



Article	LED light strip for open compartment			
Order no.	for 39.6 cm width; 1.2 W	for 49.6 cm width; 1.8 W	for 79.6 cm width; 2.4 W	for 99.6 cm width; 2.7 W
RRP *	708030	708040	708070	708080

Interior TV unit fittings for intermediate units F, G and H

NEW



TV compartment including cable aperture in TV panel (usable inside dims.: 68,1 cm high, 98.0 or 118.0 cm wide, 35.5 cm deep; max. load: 60 kg); 2 open compartments below for electronic equipment (usable inside dims per compartment: 10.0 cm high, 48.0 or 58.0 cm wide, 47.0 cm deep)

Please note:

- When interior TV unit fittings are included, the doors of the intermediate units are fitted with 165° hinges ex-works.
- The 2 fitted shelves, which are fitted standard in the intermediate unit behind doors, are omitted and the price has already been deducted.
- Because of the 165° hinges on the intermediate unit including the interior TV unit fittings, the door hinges of any 1-door wardrobe units included which are situated directly next to the intermediate unit must be fitted on the side next to this intermediate unit! Cannot be planned directly next to a corner extension unit!

Article	Interior TV unit fitting for intermediate unit F	Interior TV unit fitting for intermediate unit G and H
Order no.	7962	7961
RRP *		

Accessories

Optional rod handle

Rod handle in stainless-steel look; can only
be fitted on 10 and 11R high wardrobe doors



Optional handle grip

Handle grip in wooden version; can only be
fitted on 10 and 11R high wardrobe doors;
not possible on 10 and 11R mirror doors

NEW



High-gloss care set

Polish, polishing sponge and polishing
cloth (incl. instructions) for protecting and
maintaining the high-gloss surfaces.

Article	Rod handle	Handle grip in natural oak	Handle grip in core walnut	High-gloss care set
H x W x D in cm	134 x 1.2 x 5	134 x 3.7 x 1.9	134 x 3.7 x 1.9	
Order no.	7350	7341	7340	4444
RRP *				

Wardrobe interior fittings

Please be sure to observe the notes on the introductory page concerning fitting wardrobe interior fittings!

Interior fittings version

White lacquer

Type list



made in germany

Interior fittings

NEW



NEW



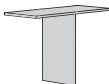
NEW



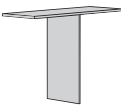
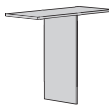
Article	Linen and intermediate shelf				
H x W x D in cm	2.2 x 38 x 56.5	2.2 x 48 x 56.5	2.2 x 78 x 56.5	2.2 x 98 x 56.5	2.2 x 118 x 56.5
Order no.	7914	7915	7918	7911	7919
RRP *					

In the case of a 4 (or 6) Raster partition, 3 (or 5) Raster high interior fittings at most can be included for constructional reasons.

NEW



NEW



Article	4R partition incl. cover shelf		6R partition incl. cover shelf	
H x W x D in cm	85.2 x 78 x 56.5		130 x 78 x 56.5	
Order no.	7905		7907	
RRP *				

LED lamp, with automatic switch and motion detector, incl. preliminary transformer. Cannot be fitted in corner extension units.

This luminaire contains built-in LED lamps of the energy classes A++ to A.
The lamps cannot be changed in the luminaire. 12 V

2.3 W



3 W



5 W



6 W



7.5 W



Article	Illuminated LED shelf				
H x W x D in cm	2.2 x 38 x 56	2.2 x 48 x 56	2.2 x 78 x 56	2.2 x 98 x 56	2.2 x 118 x 56
Order no.	7954	7955	7958	7951	7959
RRP *					

A cover shelf must be included as the top end unit of sets of drawers.

NEW



Article	Cover shelf		
H x W x D in cm	2.2 x 48 x 49		
Order no.	7925		
RRP *			

chrome



chrome



chrome; uniform tubular steel, with 2 holders



Article	Pull-out trouser holder	Tie holder	Clothes rod				
H x W x D in cm	29.5 x 25 x 8	26 x 50.5 x 7.5	3 x 38 x 1.5	3 x 48 x 1.5	3 x 78 x 1.5	3 x 98 x 1.5	3 x 118 x 1.5
Order no.	782099	781099	799399	799499	799899	799999	799199
RRP *							

Wardrobe interior fittings

Please be sure to observe the notes on the introductory page concerning fitting wardrobe interior fittings!

Interior fittings
version

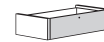
White lacquer

Sets of drawers

for fitting in wardrobes on plinth shelf or as wall unit. Set of drawers can only be included in combination with a cover shelf or a partition incl. cover shelf (cannot be fitted in corner extension units). To form the top end of the set of drawers a cover shelf must be included. Drawers with **hülsta-SoftFlow**.

1 Raster sets of drawers, 22.4 cm high

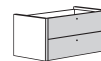
NEW



Article	Drawer with wooden front			
H x W x D in cm	22.4 x 48 x 48.5	22.4 x 78 x 48.5	22.4 x 98 x 48.5	
Order no.	7814	7817	7815	
RRP *				

2 Raster sets of drawers, 44.8 cm high

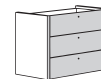
NEW



Article	2 drawers with wooden front			
H x W x D in cm	44.8 x 48 x 48.5	44.8 x 78 x 48.5	44.8 x 98 x 48.5	
Order no.	7820	7826	7821	
RRP *				

3 Raster sets of drawers, 67.2 cm high

NEW



Article	3 drawers with wooden front			
H x W x D in cm	67.2 x 48 x 48.5	67.2 x 78 x 48.5	67.2 x 98 x 48.5	
Order no.	7830	7836	7831	
RRP *				

4 Raster sets of drawers, 89.6 cm high

NEW



Article	4 drawers with wooden front			
H x W x D in cm	89.6 x 48 x 48.5	89.6 x 78 x 48.5	89.6 x 98 x 48.5	
Order no.	7840	7846	7841	
RRP *				

Type list

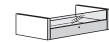
now! flexx
by hülsta

now! wardrobes
by hülsta

● ● ● made in germany

1 Raster sets of drawers, 22.4 cm high

NEW

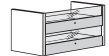


Article	Drawer with wooden/glass front		
H x W x D in cm	22.4 x 48 x 48.5	22.4 x 78 x 48.5	22.4 x 98 x 48.5
Order no.	7812	7816	7813
RRP *			

2 Raster sets of drawers, 44.8 cm high

NEW

NEW

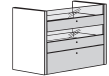


Article	1 drawer with wooden/glass front / 1 drawer with wooden front			2 drawers with wooden/glass front		
H x W x D in cm	44.8 x 48 x 48.5	44.8 x 78 x 48.5	44.8 x 98 x 48.5	44.8 x 48 x 48.5	44.8 x 78 x 48.5	44.8 x 98 x 48.5
Order no.	7822	7827	7823	7824	7828	7825
RRP *						

3 Raster sets of drawers, 67.2 cm high

NEW

NEW



Article	1 drawer with wooden/glass front / 2 drawers with wooden front			2 drawers with wooden/glass front / 1 drawer with wooden front		
H x W x D in cm	67.2 x 48 x 48.5	67.2 x 78 x 48.5	67.2 x 98 x 48.5	67.2 x 48 x 48.5	67.2 x 78 x 48.5	67.2 x 98 x 48.5
Order no.	7832	7837	7833	7834	7838	7835
RRP *						

4 Raster sets of drawers, 89.6 cm high

NEW

NEW



Article	1 drawer with wooden/glass front / 3 drawers with wooden front			2 drawers with wooden/glass front / 2 drawers with wooden front		
H x W x D in cm	89.6 x 48 x 48.5	89.6 x 78 x 48.5	89.6 x 98 x 48.5	89.6 x 48 x 48.5	89.6 x 78 x 48.5	89.6 x 98 x 48.5
Order no.	7842	7847	7843	7844	7848	7845
RRP *						

Possible arrangements



Sketch raster for the
now! flexx range

Type list



Please superimpose unlined paper and write firmly. In order to avoid slipping, use two paper clips or fold the edge of the drawing sheet.



made in germany

Check list

- 1.) Do the **sketch** and the **order** match? Do the **dimensions** and the **sketch** match the type number? Are all **type numbers** correctly stated in the sketch? Can one see the position of **door hinges**?
- 2.) Are all **type numbers** correct? Have you perhaps confused **price** and **type numbers**?
- 3.) In combinations of **wooden, lacquer and high-gloss lacquer versions**: is it clear which units are to be delivered in which version?
- 4.) Are all **accessories** such as lamps etc. included in the sketch?
- 5.) Is this an **additional order**? If so, when was the **original order**? If possible, include a sketch on which the existing and new units are clearly marked.

Please also remember the planning notes on the introductory pages!

Dims. in cm	Raster	42	52	82	102	122	152	162	202	242	252	282	302	322	352
247.8	— 11														
225.4	— 10														
203.0	— 9														
180.6	— 8														
158.2	— 7														
135.8	— 6														
113.4	— 5														
91.0	— 4														
68.6	— 3														
46.2	— 2														
23.8	— 1														

Base sketch

Scale 1 : 25

61.0

Important note!

Please do not forget to include the following details with each order. This avoids time-consuming correspondence and unnecessary delays in delivery.

Version(s)	Customer	Date	Commission
------------	----------	------	------------

now! slide BEAUTIFUL FORM, QUIET, TIDY: SMART GLIDING-DOOR WARDROBES.

Gliding is one of the most beautiful functions that furniture can have. Magnanimous, individually designed fronts that glide gently to the side and give you full view of your clothes are what make now! slide stand out. The sliding-doors (or, to be more exact, gliding-doors) do not only look good, they also save space compared to hinge-doors. now! slide comes in two heights and three widths. You can have the carcass in white lacquer or grey lacquer, choose the front from many different lacquer and high-gloss lacquer surface versions and combine these with one another or enhance them with accents. You can also fit out the wardrobe interior with all kinds of practical compartments, drawers and clothes rods, just as you like.

Planning notes

Lists of versions

Wardrobe exterior carcass versions

Price group I
White lacquer
Grey lacquer

Wardrobe interior carcass in standard white lacquer

Wardrobe front versions

Price group I
White lacquer
Grey lacquer
Sand lacquer
Price group II
High-gloss white lacquer
High-gloss grey lacquer
High-gloss sand lacquer

Accent versions

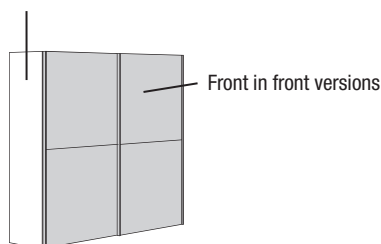
White lacquer
Grey lacquer
Sand lacquer
High-gloss white lacquer
High-gloss grey lacquer
High-gloss sand lacquer

Natural oak
Core walnut



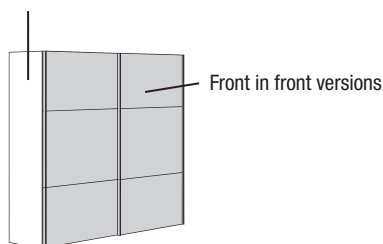
Sliding-door wardrobe design A

Carcass in wardrobe exterior carcass versions;
wardrobe interior carcass in standard white lacquer



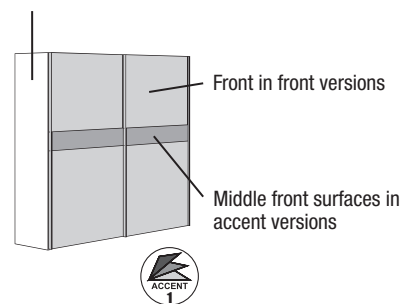
Sliding-door wardrobe design B

Carcass in wardrobe exterior carcass versions;
wardrobe interior carcass in standard white lacquer



Sliding-door wardrobe design C

Carcass in wardrobe exterior carcass versions;
wardrobe interior carcass in standard white lacquer



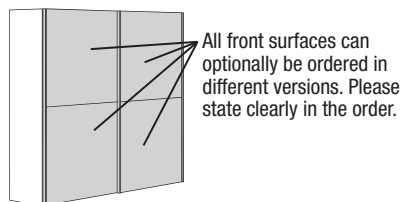
Changing versions carcass/front

With the now! slide sliding-door wardrobes you can choose the carcass and the front in different versions. Please state this clearly in the order. If versions from different price groups are exchanged, the higher price group is always charged. **Please state all the versions clearly in the order!**

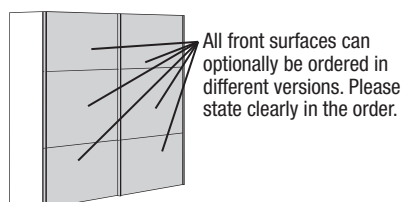
Changing versions within the front

In now! slide sliding-door wardrobes it is possible to order parts of the front in different versions. If versions from different price groups are exchanged, the higher price group is always charged. **Please state all the versions clearly in the order!**

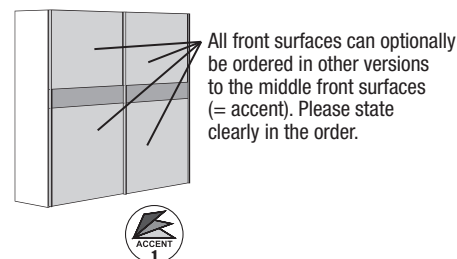
Sliding-door wardrobe design A



Sliding-door wardrobe design B



Sliding-door wardrobe design C



Please be sure to see the „now! general“ chapter on the following subjects:

- Important notes on including lighting
- Remote control set for LED lamps
- IR repeater set for lowboards
- Flatscreen TV sizes overview
- Flap hinge
- Wall units
- Maximum loads
- Quality of walls / assembly instructions

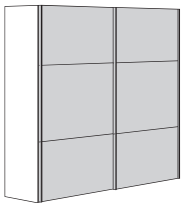
Type list



● ● ● made in germany

Planning a sliding-door wardrobe

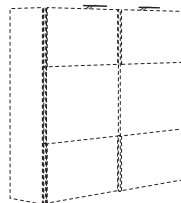
Planning step 1



Choice of type

Note:
Please state all the versions clearly in the order (see here the information on the previous page).

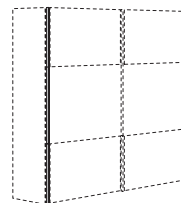
Planning step 2



Choice of optional lamps

- Top LED lamp

Planning step 3



Choice of optional handle grip

Planning step 4



Choice of interior fittings

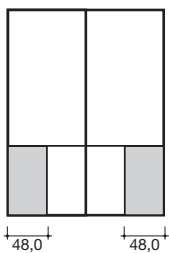
such as:
- Linen and intermediate shelves
- Partition incl. cover shelf
- LED lamps
- Sets of drawers
- Further accessories such as trouser or tie holders

Planning interior fittings

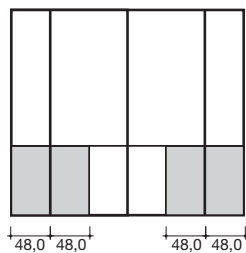
Sets of drawers

for fitting in wardrobes on plinth shelf or as wall unit. Sets of drawers can only be included in combination with a cover shelf or a centre partition incl. cover shelf (in 202 and 302 cm wide sliding-door wardrobes only 48 cm wide sets of drawers, in 252 cm wide sliding-door wardrobes 48 cm as well as 98 cm wide sets of drawers). Assembly can only be done at the carcass outer side-sections of the sliding-door wardrobes. To form the top end of the set of drawers a cover shelf must be included. Drawers with **hülsta-SoftFlow**.

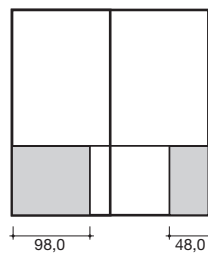
Sliding-door wardrobe, 202 cm wide



Sliding-door wardrobe, 302 cm wide



Sliding-door wardrobe, 252 cm wide



For sliding-door wardrobes, 202 cm or 302 cm wide:

Sets of drawers (can only be planned in combination with a cover shelf or a partition incl. cover shelf) can **only be fitted in 48 cm width on the carcass outer side-sections** of the sliding-door wardrobe.

For sliding-door wardrobes, 252 cm wide:

Sets of drawers (can only be planned in combination with a cover shelf or a partition incl. cover shelf) can be fitted **in 48 cm as well as in 98 cm width on the carcass outer side-sections** of the sliding-door wardrobe.

- **hülsta-SoftGlide:** Doors of the sliding-door wardrobes with auto pull-in feature with brake
- **hülsta-SoftFlow:** All drawers with auto pull-in feature with brake as fully pull-out units
- Since 1996, we are entitled to label all of our modular furniture and base frames with the strictly regulated "Blue Angel", which awards products that are low in emissions and especially environmentally friendly.



Sliding-door wardrobes 10R 225.4 cm high design A

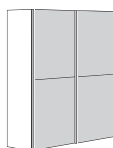
Wardrobe consisting of 2 carcass units (for 202 cm and 252 cm width) or of 4 carcass units (for 302 cm width). Standard interior fittings per unit: 2 fitted shelves, 1 clothes rod

All front surfaces can optionally be ordered in different versions. Please state clearly in the order.
If versions from different price groups are exchanged, the higher price group is always charged.

NEW

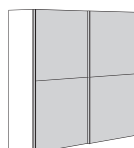
Now with 2 fitted shelves!

with 1 partition;
wardrobe inside widths: 2x 98 cm



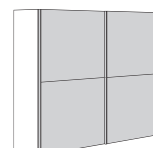
98 | 98

with 1 partition;
wardrobe inside widths: 2x 123 cm



123 | 123

with 3 partitions;
wardrobe inside widths outer carcasses: 48 cm each
wardrobe inside widths inner carcasses: 98 cm each



48 | 98 | 98 | 48

Wardrobe inside widths in cm:

Article	Sliding-door wardrobe design A 202	Sliding-door wardrobe design A 252	Sliding-door wardrobe design A 302
H x W x D in cm	225.4 x 202 x 67.8	225.4 x 252 x 67.8	225.4 x 302 x 67.8
Order no.	A6020	A6025	A6030
Price group I *			
Price group II *			

Sliding-door wardrobes 10R 225.4 cm high design B

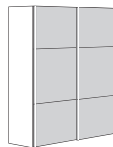
Wardrobe consisting of 2 carcass units (for 202 cm and 252 cm width) or of 4 carcass units (for 302 cm width). Standard interior fittings per unit: 2 fitted shelves, 1 clothes rod

All front surfaces can optionally be ordered in different versions. Please state clearly in the order.
If versions from different price groups are exchanged, the higher price group is always charged.

NEW

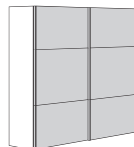
Now with 2 fitted shelves!

with 1 partition;
wardrobe inside widths: 2x 98 cm



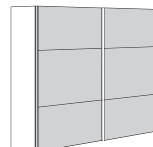
98 | 98

with 1 partition;
wardrobe inside widths: 2x 123 cm



123 | 123

with 3 partitions;
wardrobe inside widths outer carcasses: 48 cm each
wardrobe inside widths inner carcasses: 98 cm each



48 | 98 | 98 | 48

Wardrobe inside widths in cm:

Article	Sliding-door wardrobe design B 202	Sliding-door wardrobe design B 252	Sliding-door wardrobe design B 302
H x W x D in cm	225.4 x 202 x 67.8	225.4 x 252 x 67.8	225.4 x 302 x 67.8
Order no.	B6020	B6025	B6030
Price group I *			
Price group II *			

Sliding-door wardrobes 10R 225.4 cm high design C with accent

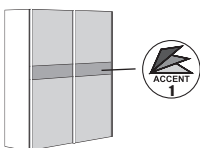
Wardrobe consisting of 2 carcass units (for 202 cm and 252 cm width) or of 4 carcass units (for 302 cm width). Standard interior fittings per unit: 2 fitted shelves, 1 clothes rod

All front surfaces can optionally be ordered in other versions to the middle front surfaces (= accent). Please state clearly in the order.
If versions from different price groups are exchanged, the higher price group is always charged.

NEW

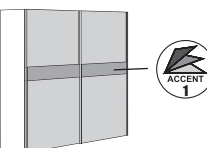
Now with 2 fitted shelves!

with 1 partition;
wardrobe inside widths: 2x 98 cm



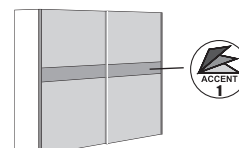
98 | 98

with 1 partition;
wardrobe inside widths: 2x 123 cm



123 | 123

with 3 partitions;
wardrobe inside widths outer carcasses: 48 cm each
wardrobe inside widths inner carcasses: 98 cm each



48 | 98 | 98 | 48

Wardrobe inside widths in cm:

Article	Sliding-door wardrobe design C 202	Sliding-door wardrobe design C 252	Sliding-door wardrobe design C 302
H x W x D in cm	225.4 x 202 x 67.8	225.4 x 252 x 67.8	225.4 x 302 x 67.8
Order no.	C6020	C6025	C6030
Price group I *			
Price group II *			

Optional handle grip of stainless steel, glossy

Sliding-doors are supplied in a standard version with handle grips made of aluminium. Handle grips of stainless steel, glossy are also possible (against a surcharge).



Article	Set of handle grips	
H x W x D in cm	222.5 x 2 x 3.6 (set for wardrobe height 10R)	244.8 x 2 x 3.6 (set for wardrobe height 11R)
Order no.	66100	66110
RRP *		

Sliding-door wardrobes 11R 247.8 cm high design B

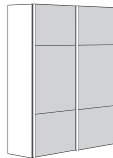
Wardrobe consisting of 2 carcass units (for 202 cm and 252 cm width) or of 4 carcass units (for 302 cm width). Standard interior fittings per unit: 2 fitted shelves, 1 clothes rod

All front surfaces can optionally be ordered in different versions. Please state clearly in the order.
If versions from different price groups are exchanged, the higher price group is always charged.

NEW

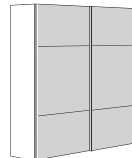
Now with 2 fitted shelves!

with 1 partition;
wardrobe inside widths: 2x 98 cm



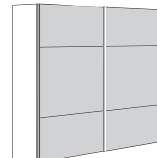
98 | 98

with 1 partition;
wardrobe inside widths: 2x 123 cm



123 | 123

with 3 partitions;
wardrobe inside widths outer carcasses: 48 cm each
wardrobe inside widths inner carcasses: 98 cm each



48 | 98 | 98 | 48

Wardrobe inside widths in cm:

Article	Sliding-door wardrobe design B 202	Sliding-door wardrobe design B 252	Sliding-door wardrobe design B 302
H x W x D in cm	247.8 x 202 x 67.8	247.8 x 252 x 67.8	247.8 x 302 x 67.8
Order no.	B6120	B6125	B6130
Price group I *			
Price group II *			

Sliding-door wardrobes 11R 247.8 cm high design C with accent

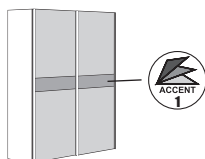
Wardrobe consisting of 2 carcass units (for 202 cm and 252 cm width) or of 4 carcass units (for 302 cm width). Standard interior fittings per unit: 2 fitted shelves, 1 clothes rod

All front surfaces can optionally be ordered in other versions to the middle front surfaces (= accent). Please state clearly in the order.
If versions from different price groups are exchanged, the higher price group is always charged.

NEW

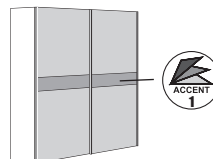
Now with 2 fitted shelves!

with 1 partition;
wardrobe inside widths: 2x 98 cm



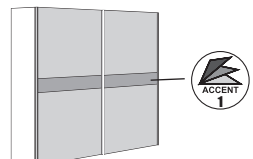
98 | 98

with 1 partition;
wardrobe inside widths: 2x 123 cm



123 | 123

with 3 partitions;
wardrobe inside widths outer carcasses: 48 cm each
wardrobe inside widths inner carcasses: 98 cm each



48 | 98 | 98 | 48

Wardrobe inside widths in cm:

Article	Sliding-door wardrobe design C 202	Sliding-door wardrobe design C 252	Sliding-door wardrobe design C 302
H x W x D in cm	247.8 x 202 x 67.8	247.8 x 252 x 67.8	247.8 x 302 x 67.8
Order no.	C6120	C6125	C6130
Price group I *			
Price group II *			






Wardrobe interior fittings

Please be sure to observe the notes on the introductory page concerning fitting wardrobe interior fittings!

Interior fittings
version

White lacquer

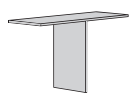
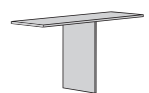
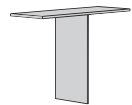
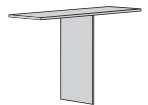
Interior fittings

					
Article	Linen and intermediate shelf				
H x W x D in cm	2.2 x 23 x 55	2.2 x 48 x 55	2.2 x 73 x 55	2.2 x 98 x 55	2.2 x 123 x 55
Order no.	7905	7907	7906	7908	7909
RRP *					

In the case of a 4 (or 6) Raster partition, 3 (or 5) Raster high interior fittings at most can be included for constructional reasons.

The position of the partition
is variable for 123 cm width.

The position of the partition
is variable for 123 cm width.




				
Article	4R partition incl. cover shelf		6R partition incl. cover shelf	
H x W x D in cm	85.2 x 98 x 55	85.2 x 123 x 55	130 x 98 x 55	130 x 123 x 55
Order no.	7804	7805	7806	7807
RRP *				

LED lamp, with automatic switch and motion detector, incl. preliminary transformer.
This luminaire contains built-in LED lamps of the energy classes A++ to A.
The lamps cannot be changed in the luminaire. 12 V



3 W

6 W

7.5 W

			
Article	Illuminated LED shelf		
H x W x D in cm	2.2 x 48 x 56	2.2 x 98 x 56	2.2 x 123 x 56
Order no.	7990	7991	7992
RRP *			






A cover shelf must be included as the top end unit of sets of drawers.

		
Article	Cover shelf	
H x W x D in cm	2.2 x 48 x 49	2.2 x 98 x 49
Order no.	7993	7994
RRP *		

chrome

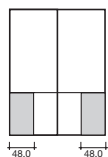
chrome

chrome; uniform tubular steel, with 2 holders

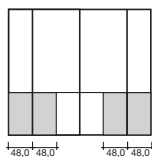
					
Article	Pull-out trouser holder	Tie holder	Clothes rod		
H x W x D in cm	29.5 x 25 x 8	26 x 50.5 x 7.5	3 x 48 x 1.5	3 x 98 x 1.5	3 x 123 x 1.5
Order no.	782099	781099	799499	799999	799123
RRP *					

Planning interior fittings:
See here also the now! slide introductory pages.

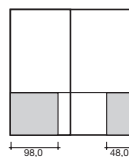
Sliding-door wardrobe, 202 cm wide



Sliding-door wardrobe, 302 cm wide



Sliding-door wardrobe, 252 cm wide



For sliding-door wardrobes, 202 cm or 302 cm wide:

Sets of drawers (can only be planned in combination with a cover shelf or a partition incl. cover shelf) can **only be fitted in 48 cm width on the carcass outer side-sections** of the sliding-door wardrobe.

For sliding-door wardrobes, 252 cm wide:

Sets of drawers (can only be planned in combination with a cover shelf or a partition incl. cover shelf) can be fitted **in 48 cm as well as in 98 cm width on the carcass outer side-sections** of the sliding-door wardrobe.

Type list

now! slide
by hülsta

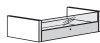
now! wardrobes
by hülsta

● ● ● made in germany

Sets of drawers

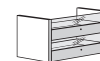
for fitting in wardrobes on plinth shelf or as wall unit. Sets of drawers can only be included in combination with a cover shelf or a centre partition incl. cover shelf (in 202 and 302 cm wide sliding-door wardrobes only 48 cm wide sets of drawers, in 252 cm wide sliding-door wardrobes 48 cm as well as 98 cm wide sets of drawers). Assembly can only be done at the carcass outer side-sections of the sliding-door wardrobes. To form the top end of the set of drawers a cover shelf must be included. Drawers with **hülsta-SoftFlow**.

1 Raster sets of drawers, 22.4 cm high



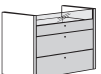
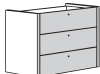
Article	Drawer with wooden/glass front		Drawer with wooden front	
H x W x D in cm	22.4 x 48 x 48.5	22.4 x 98 x 48.5	22.4 x 48 x 48.5	22.4 x 98 x 48.5
Order no.	7812	7813	7814	7815
RRP *				

2 Raster sets of drawers, 44.8 cm high



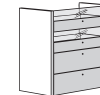
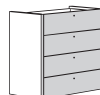
Article	2 drawers with wooden front		1 drawer with wooden/glass front / 1 drawer with wooden front		2 drawers with wooden/glass front	
H x W x D in cm	44.8 x 48 x 48.5	44.8 x 98 x 48.5	44.8 x 48 x 48.5	44.8 x 98 x 48.5	44.8 x 48 x 48.5	44.8 x 98 x 48.5
Order no.	7820	7821	7822	7823	7824	7825
RRP *						

3 Raster sets of drawers, 67.2 cm high



Article	3 drawers with wooden front		1 drawer with wooden/glass front / 2 drawers with wooden front		2 drawers with wooden/glass front / 1 drawer with wooden front	
H x W x D in cm	67.2 x 48 x 48.5	67.2 x 98 x 48.5	67.2 x 48 x 48.5	67.2 x 98 x 48.5	67.2 x 48 x 48.5	67.2 x 98 x 48.5
Order no.	7830	7831	7832	7833	7834	7835
RRP *						

4 Raster sets of drawers, 89.6 cm high



Article	4 drawers with wooden front		1 drawer with wooden/glass front / 3 drawers with wooden front		2 drawers with wooden/glass front / 2 drawers with wooden front	
H x W x D in cm	89.6 x 48 x 48.5	89.6 x 98 x 48.5	89.6 x 48 x 48.5	89.6 x 98 x 48.5	89.6 x 48 x 48.5	89.6 x 98 x 48.5
Order no.	7840	7841	7842	7843	7844	7845
RRP *						

Lamps for wardrobe

Top LED lamp, fitted on wardrobe;
incl. footswitch and preliminary transformer;
required assembly height: 4.6 cm

This luminaire contains built-in LED lamps of the energy classes A++ to A.
The lamps cannot be changed in the luminaire. 12 V

Remote control
for LED lamps:
Type 3333



Article	Top LED lamp
Order no.	2.0 W 708060
RRP *	

High-gloss care set

Polish, polishing sponge and polishing
cloth (incl. instructions) for protecting and
maintaining the high-gloss surfaces.

Article	High-gloss care set
Order no.	4444
RRP *	

Possible arrangements



Sketch raster for the now! slide range

Type list



Please superimpose unlined paper and write firmly. In order to avoid slipping, use two paper clips or fold the edge of the drawing sheet.

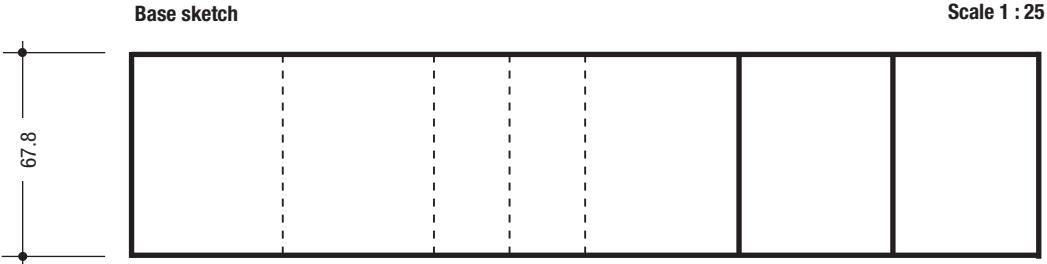
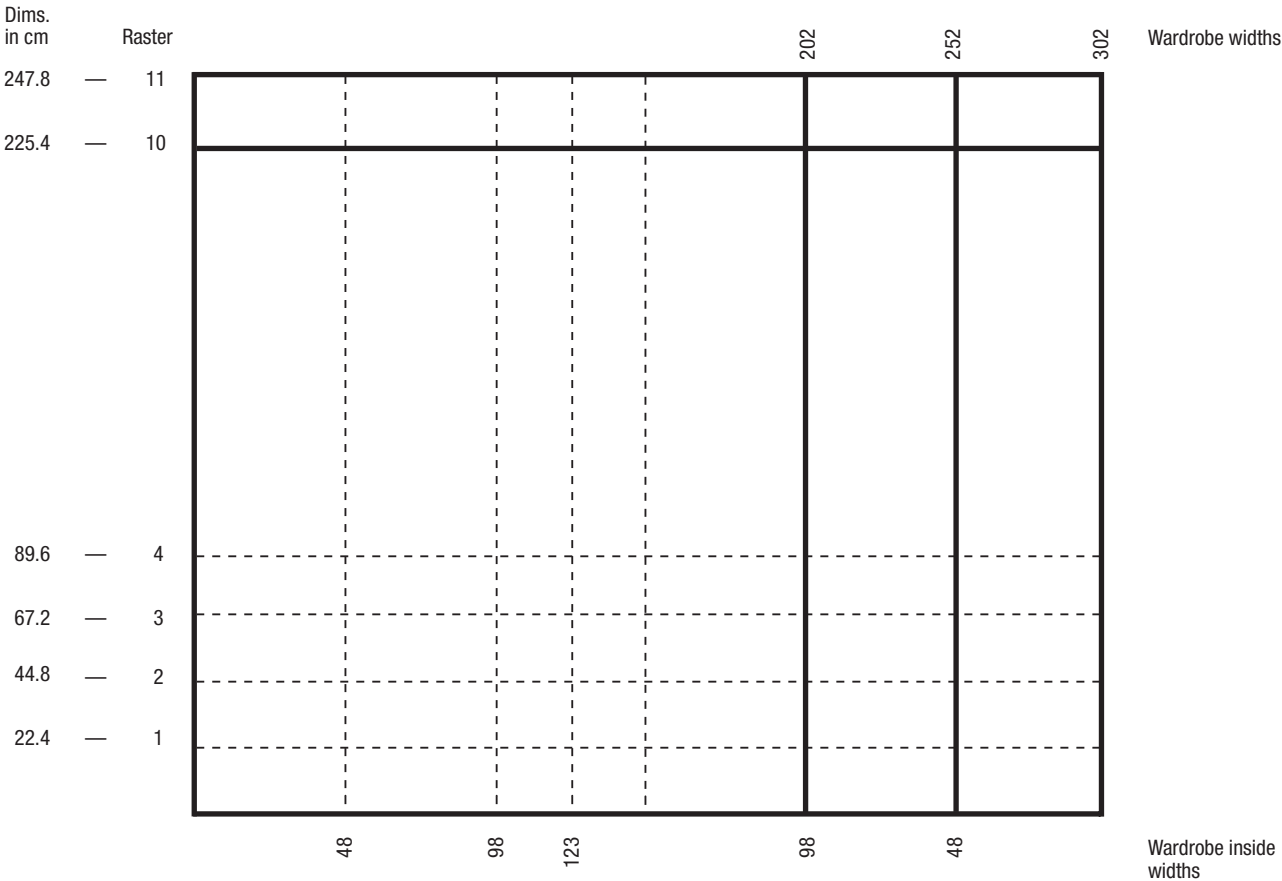


made in germany

Check list

- 1.) Do the sketch and the order match? Do the dimensions and the sketch match the type number? Are all type numbers correctly stated in the sketch?
- 2.) Are all type numbers correct? Have you perhaps confused price and type numbers?
- 3.) In combinations of wooden, lacquer and high-gloss lacquer versions: is it clear which units are to be delivered in which version?
- 4.) Are all accessories such as lamps etc. included in the sketch?
- 5.) Have you remembered that the assembly of interior fittings can only be done at the carcass outer side-sections of the sliding-door wardrobes?
- 6.) Is this an additional order? If so, when was the original order? If possible, include a sketch on which the existing and new units are clearly marked.

Please also remember the planning notes on the introductory pages!



Important note!

Please do not forget to include the following details with each order. This avoids time-consuming correspondence and unnecessary delays in delivery.

Version(s)	Customer	Date	Commission
------------	----------	------	------------